

TRACXN FEED REPORT

ONCOLOGY

JANUARY 31, 2024

Contents

Overview

Funding

Investors

Acquisitions

IPOs

Companies

Unicorns

Business Models

News

Appendix

Contents

Overview

Funding

Investors

Acquisitions

IPOs

Companies

Unicorns

Business Models

News

Appendix



Summary

Market Map

Tracxn Insights (1/6)

- The Oncology sector is composed of a total of more than 5.5k companies worldwide, with around 4k companies funded to date. Oncology has become a major sector worldwide and has continuously evolved with diverse solutions developing every day. Usage of AI, Robotics, and Genomic Sequencing have accelerated the inventions in this space to treat cancer with ease. Despite many inventions happening in this sector, the sector still has a higher potential and requirement for simplifying the treatments and finding cures.
 - The oncology space witnessed its highest VC funding in 2021, after which the funding started to experience a downward trend due to various factors like macroeconomic trends and increased interest rates making 2023 the least funded year in the past five years
- 2021 was the highest-funded year in the Oncology space to date, with an overall funding of \$23.5B, after which the funding started to decline. This space received a total funding of \$9.2B in 2023, a 24% drop from \$12.1B raised in 2022. 2024 to date has witnessed \$424M in funding

Tracxn Insights (2/6)

- Early-stage funding in 2023 in this space witnessed funding of \$5.6B, a decline of 30%, compared to that of \$8B raised in 2022. 2021 has witnessed the highest early-stage funding with \$13.6B raised and 2024 has witnessed \$225M in early stage funding based on funding to date
 - Late-stage funding in the Oncology sector remained consistent, with \$3.7 billion raised in both 2023 and 2022. However, 2020 witnessed \$10.6B becoming the highest late-stage funding in this space. 2024 has witnessed \$160M in late-stage funding to date
 - In 2023, a total funding of \$384M was received in the seed stage in this space, a 20% fall from \$479M raised in 2022. 2021 witnessed a total of \$545M in seed-stage funding in this space, becoming the highest-funded seed funding year to date
- Q1 2021 was the highest funded quarter in this space, with an overall funding of \$7B and Q1 2023 has become the least funded quarter in the last 4 years since 2020 in this space

Tracxn Insights (3/6)

- This space has witnessed a total of 293, \$100M+ funding rounds to date. A total of 59, \$100M+ rounds were witnessed in the past 2 years 2022 and 2023
 - Grail, a provider of screening platforms for detecting cancer had raised \$1.2B in 2018, making it the highest valued funding round in this space to date
 - Companies like Grail, Caris Life Science, Sana Biotechnology, Abogen Biosciences, and Moderna have managed to raise funds above \$500M in this space.
 - Freenome, a multi-omics platform for early cancer detection, and Everest Medicines, a drug developer for cancer treatment have raised \$290M and \$280M respectively, making them the highest-valued funding rounds witnessed in this space in the past 2 years
- Several global initiatives have been taken to boost funding activity in the oncology space globally

Tracxn Insights (4/6)

- One such initiative is the Cancer Grand Challenges program, launched by the National Cancer Institute (NCI) and Cancer Research UK in 2020
 - The program seeks to inspire innovative ideas in cancer research. It announced nine research challenges in March 2023, inviting international teams to research on them. Selected teams will receive up to \$25M over five years to address these challenges, aiming to improve patient outcomes in oncology
 - Additionally, organizations such as the American Society of Clinical Oncology (ASCO) offer grants for cancer research, supporting scientists at all career stages. These initiatives aim to foster mentorship and develop entrepreneurs in the oncology sector
- This space has witnessed a total of 12 Unicorn companies to date
 - 2021 witnessed a total of 5 companies becoming Unicorns in this space, while 2022 and 2023 saw 2 Unicorn companies each

Tracxn Insights (5/6)









- The Oncology space has witnessed a total of 364 acquisitions to date. 2023 has witnessed the highest number of acquisitions in this space with a total of 41 acquisitions. 2024 has witnessed 6 acquisitions to date
 - In 2023, Pfizer acquired Seattle Genetics, a global biotechnology company that develops transformative cancer therapies, at an acquisition price of \$43B, making it the one of the highest-valued acquisition in this space globally
- A total of 613 companies have gone public in this space to date. 2021 witnessed the highest number of IPOs with 69 companies going public. 2024 has seen 2 companies going public to date
 - X4 Pharmaceuticals and Biocytogen are the notable public companies with the highest market capitalization

Tracxn Insights (6/6)

- The US leads the list of top-funded countries in this space, followed by China and the UK
 - The total funding share by the US Oncology sector is more than 60%
- Orbimed, EIC Fund and RA Capital Management are the top investors in the Oncology space
 - Y Combinator, Alexandria, and Proxima Ventures were the top seed investors in the last 2 years
 - Orbimed, Alexandria, and RA Capital Management were the top early-stage investors in the last 2 years
 - RA Capital Management, Arch Venture Partners, and Pfizer were the top late-stage investors in the last 2 years

Oncology - Summary (1/2)

Top Companies

 Guardant Health (2012, United States, \$558M)	 Moderna (2010, United States, \$2.8B)
 Adaptive Biotechno.. (2009, United States, \$419M)	 Incyte (1991, United States)
 BeiGene (2010, United States, \$172M)	 PathAI (2016, United States, \$255M)
 Regeneron Pharmaceuticals (1988, United States)	 Foundation Medicine (2010, United States, \$96.5M)

Scope of Feed

What is included

Medical devices, diagnostics tests, and pharmaceuticals for the diagnosis and treatment of cancer

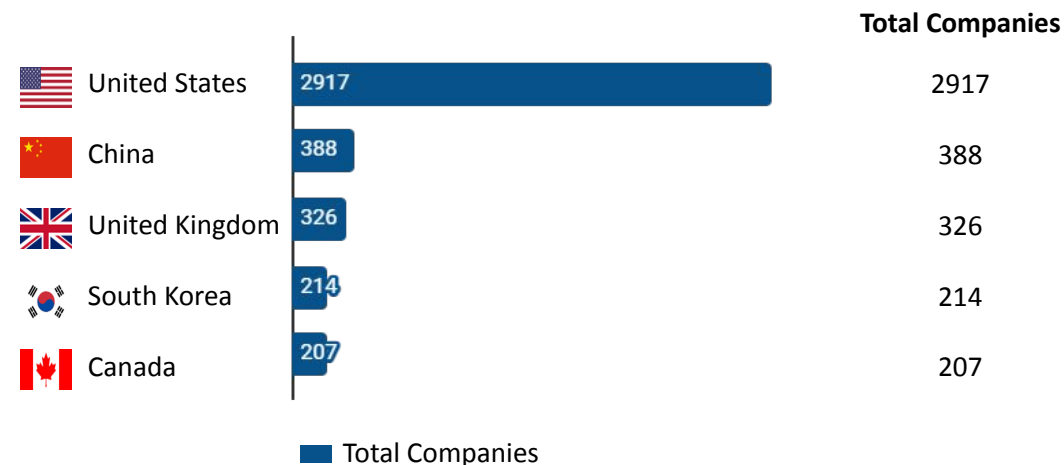
What is not included

Healthcare Service Providers, Digital Health Solutions (software, apps, online platforms)

Key Stats

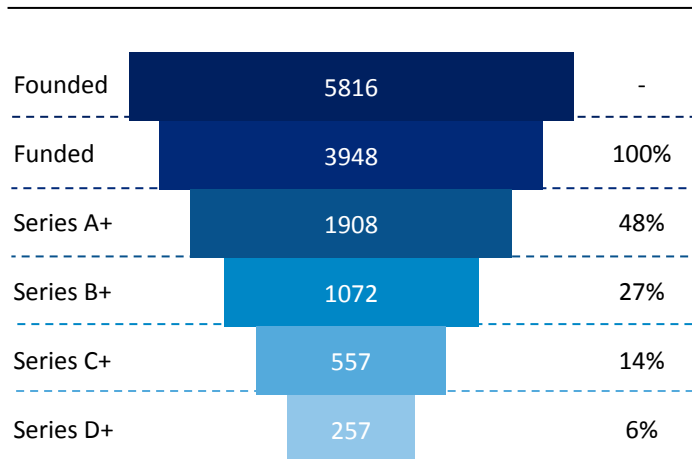


Top Geographies by Companies



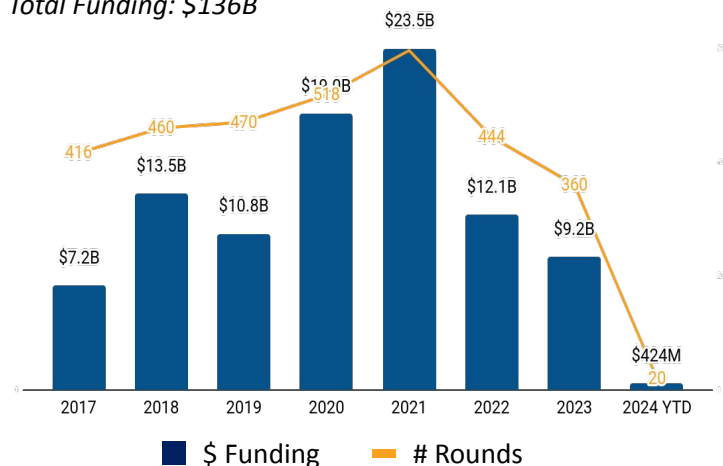
Oncology - Summary (2/2)

Companies by Stage

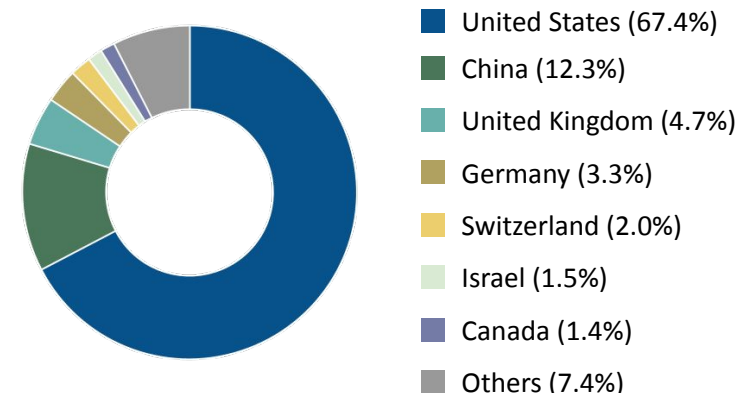


Y-o-Y Funding

Total Funding: \$136B



\$ Funding by Country



Top Funding Rounds in last 2y

Company	Round Details
Everest Medicines (2017, United States, \$593M)	\$280M-Series D
ITM (2004, Germany, \$477M)	\$273M-Series E
Generate Biomedicines (2018, United States, \$643M)	\$273M-Series C
Treeline Biosciences (2021, United States, \$474M)	\$262M-Series B
Delfi Diagnostics (2019, United States, \$332M)	\$225M-Series B

Top Investors

Stage	Investor	# Portfolio
Seed Stage	EIC Fund	23
	Y Combinator	23
	EIT Health	10
Early Stage	Alexandria	34
	EIC Fund	25
	RA Capital Management	23
Late Stage	Orbimed	18
	Lilly Asia Ventures	14
	RA Capital Management	13

Top Exits

Type	Company	Acq. Price/IPO Mcap
Acq.	Seattle Genetics (1998, United States)	\$43.0B
	Varian Medical Sys... (1948, United States)	\$16.4B
	MedImmune (1987, United States)	\$15.6B
IPO	X4 Pharmaceuticals (2014, United States, \$98.2M)	\$212B
	Biocytogen (2009, China)	\$32.2B

Marketmap - Oncology

CANCER SCREENING DEVICES

PAN CANCER IMAGING DEVICES



BREAST CANCER IMAGING DEVICES



CANCER THERAPY DEVICES

CANCER SCREENING DEVICES



SURGICAL TOOLS FOR CANCER



CANCER SURGERY TOOLS



ONCOLOGY DRUGS

IMMUNO ONCOLOGY DRUGS



BLOOD CANCER DRUGS



BREAST CANCER DRUGS



PAN CANCER DRUGS



CANCER DIAGNOSTIC TESTS



Top Business Models in last 1y

Business Model	Funding
Oncology Drugs	\$5.0B
Radiopharmaceuticals for Cancer	\$683M
Cancer Diagnostic Tests	\$330M
Pan Cancer Drugs	\$268M
Cancer Surgery Tools	\$128M
Radiotherapy Devices	\$116M
Prostate Cancer Drugs	\$104M
mRNA based Cancer Therapeutics	\$101M
Bone Cancer Drugs	\$91.4M
Blood Cancer Drugs	\$81.8M

*Upcoming Business Model

Contents

Overview

Funding

Investors

Acquisitions

IPOs

Companies

Unicorns

Business Models

News

Appendix



Funding Funnel

Y-o-Y Funding Trends

Funding by Geography

Y-o-Y Stage wise Funding

Median Round Size by Stage

New Entrants to Funded Club

Funding by Team Background - College wise

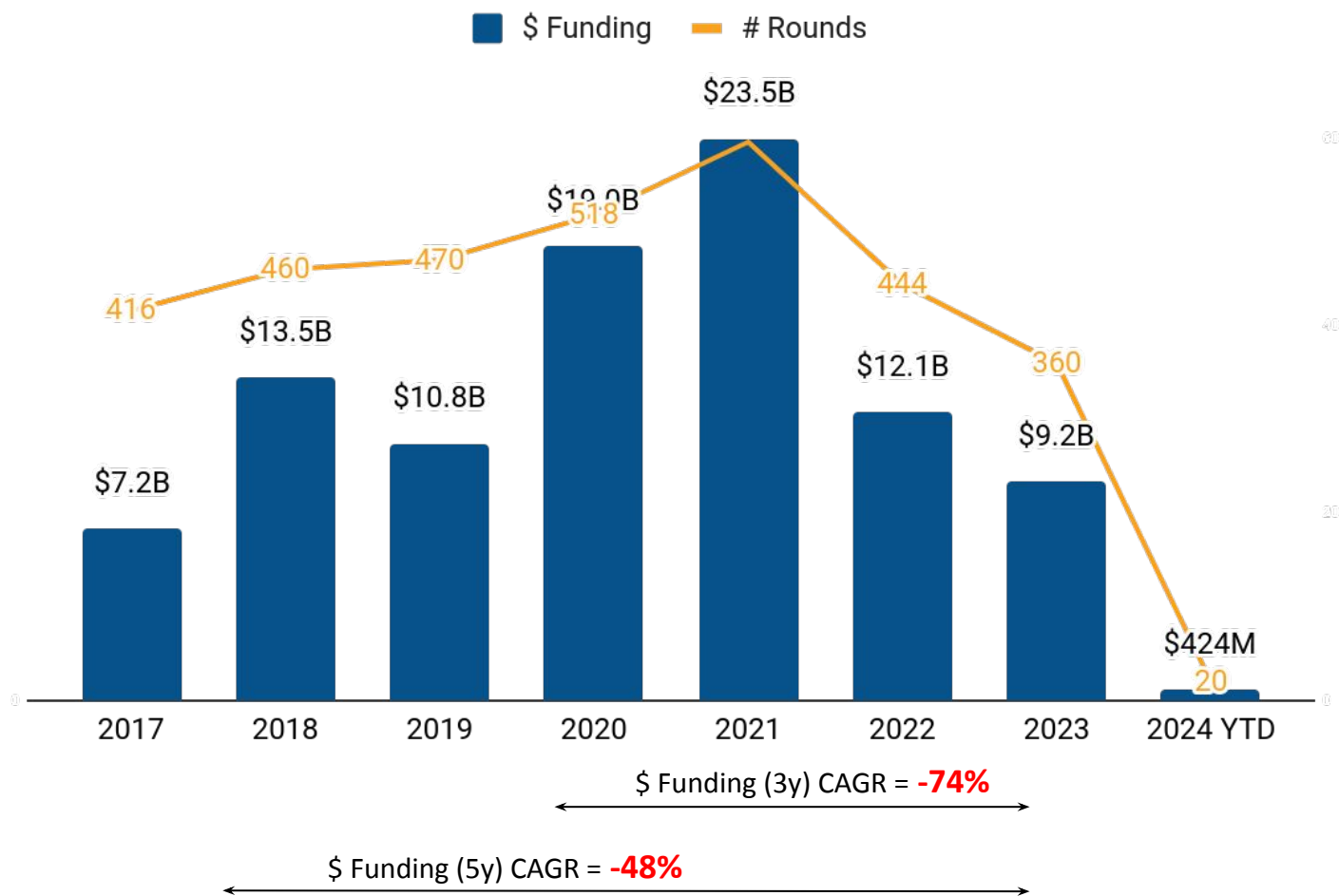
Funding by Team Background - Company wise

List of Key Funding Rounds











Funding Funnel

Stage	# Companies	Funding Funnel %	Moved from previous Stage %	Avg. Years from first funding
Founded	5,816	-	-	-
Funded	3,948	100%	68%	-
Series A+	1,908	48%	48%	2.5
Series B+	1,072	27%	56%	3.2
Series C+	557	14%	52%	4.3
Series D+	257	7%	46%	5.4

Y-o-Y Funding Trends



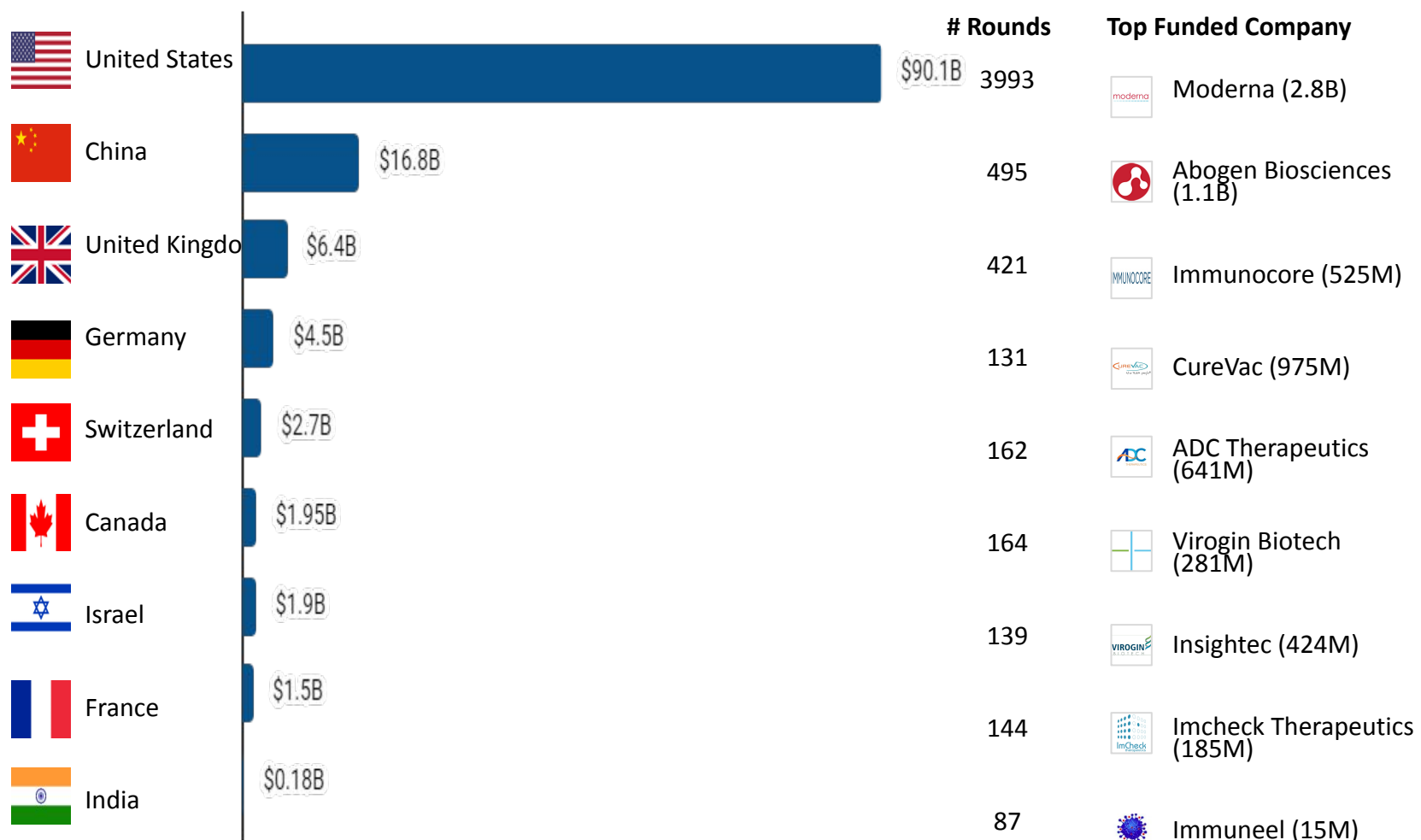
Top Funding Rounds in last 2 years

Company	Funding Round
 Everest Medicines (2017, United States)	\$280M - Series D
 ITM (2004, Germany)	\$273M - Series E
 Generate Biomedicines (2018, United States)	\$273M - Series C
 Treeline Biosciences (2021, United States)	\$262M - Series B
 Delfi Diagnostics (2019, United States)	\$225M - Series B
 ArsenalBio (2019, United States)	\$221M - Series B
 BioRay Pharmaceutical (2019, China)	\$215M - Series D
 Nimbus Therapeutics (2009, United States)	\$210M - Series F
 Cargo Therapeutics (2021, United States)	\$200M - Series A
 Upstream Bio (2021, United States)	\$200M - Series B

Note: Funding includes only Equity Funding. It excludes Debt, Grant, Post-IPO and ICO funding.

Funding by Geography

Distribution by Country - Total Funding (\$)



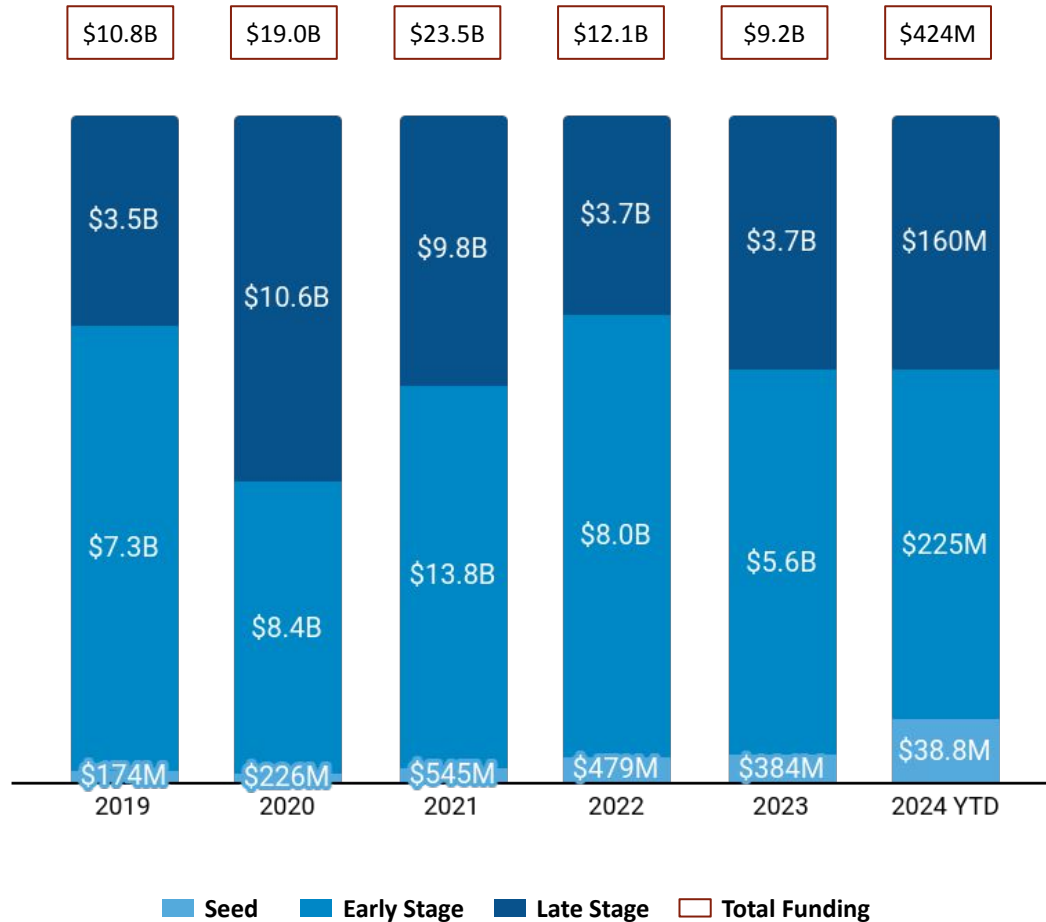
Top Cities by Funding

Cambridge	\$18.5B
San Francisco	\$11.9B
San Diego	\$8.3B
Shanghai	\$5.0B
New York City	\$4.3B
Seattle	\$3.4B
Boston	\$3.3B
Menlo Park	\$2.9B
Suzhou	\$2.7B
Waltham	\$2.5B

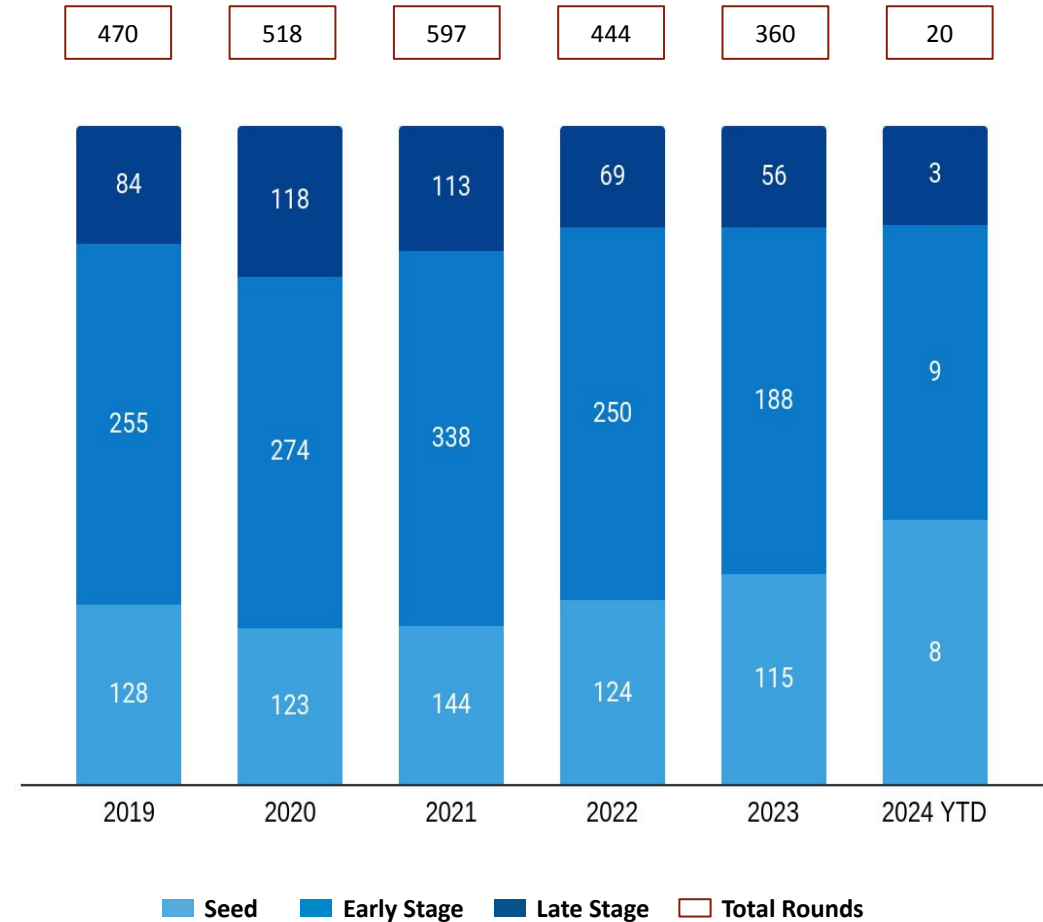
Note: Funding includes only Equity Funding. It excludes Debt, Grant, Post-IPO and ICO funding.

Y-o-Y Stage-wise Funding Trends

Stage-wise \$ Invested

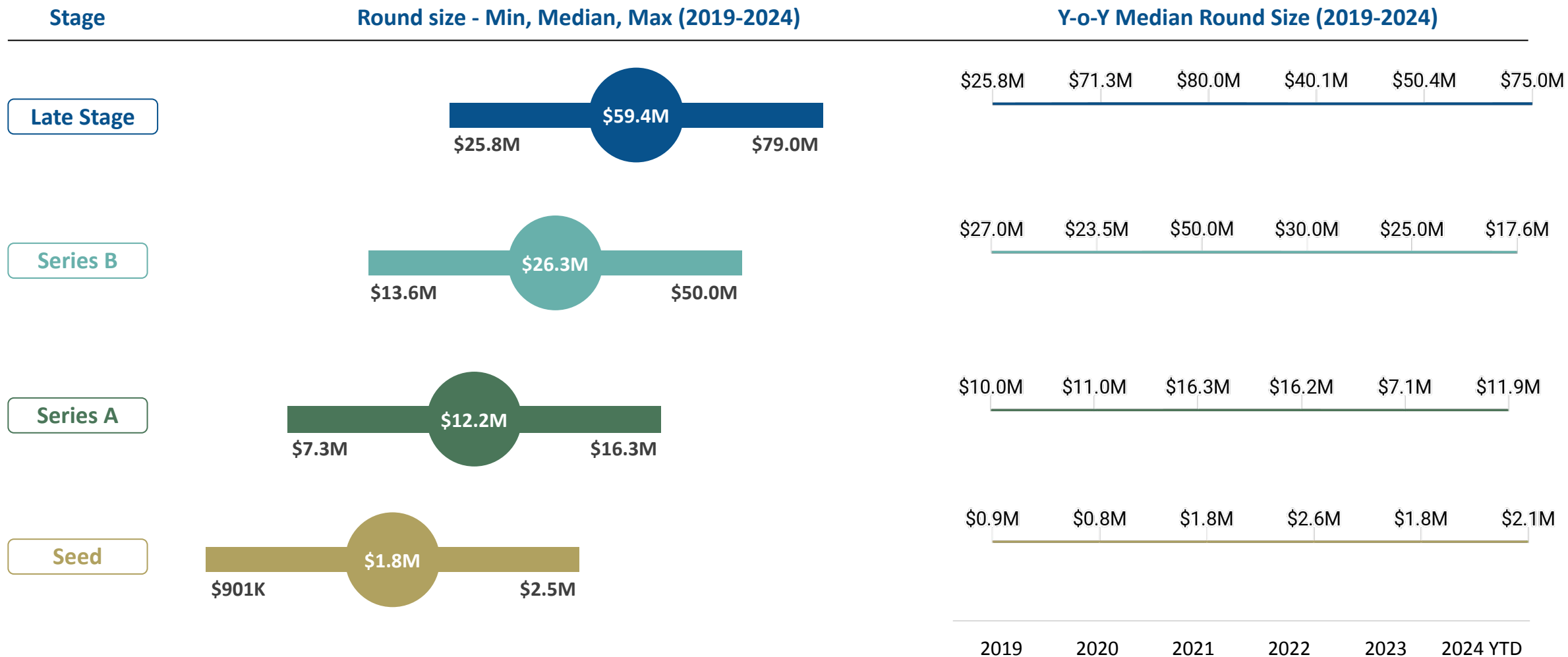


Stage-wise Number of Rounds



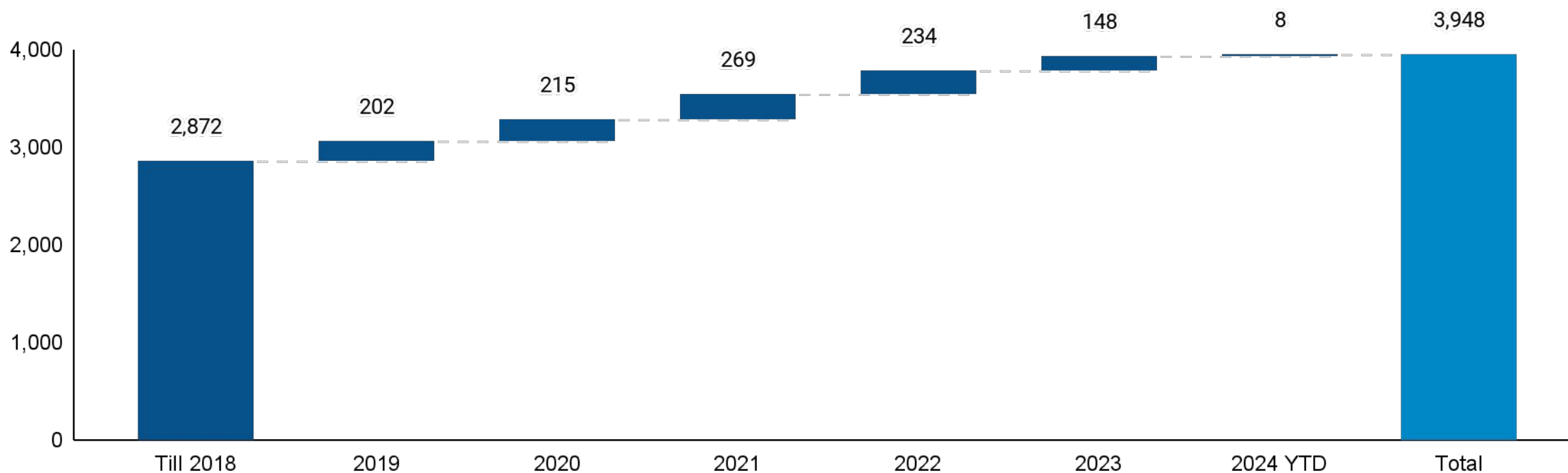
Note: Seed includes Seed, Angel rounds. Early Stage includes Series A,B rounds. Late Stage includes Series C+, PE, Pre-IPO rounds.

Median Round Size by Stage



Note: Seed includes Seed, Angel rounds. Early Stage includes Series A,B rounds. Late Stage includes Series C+, PE, Pre-IPO rounds.

New Entrants to Funded Club

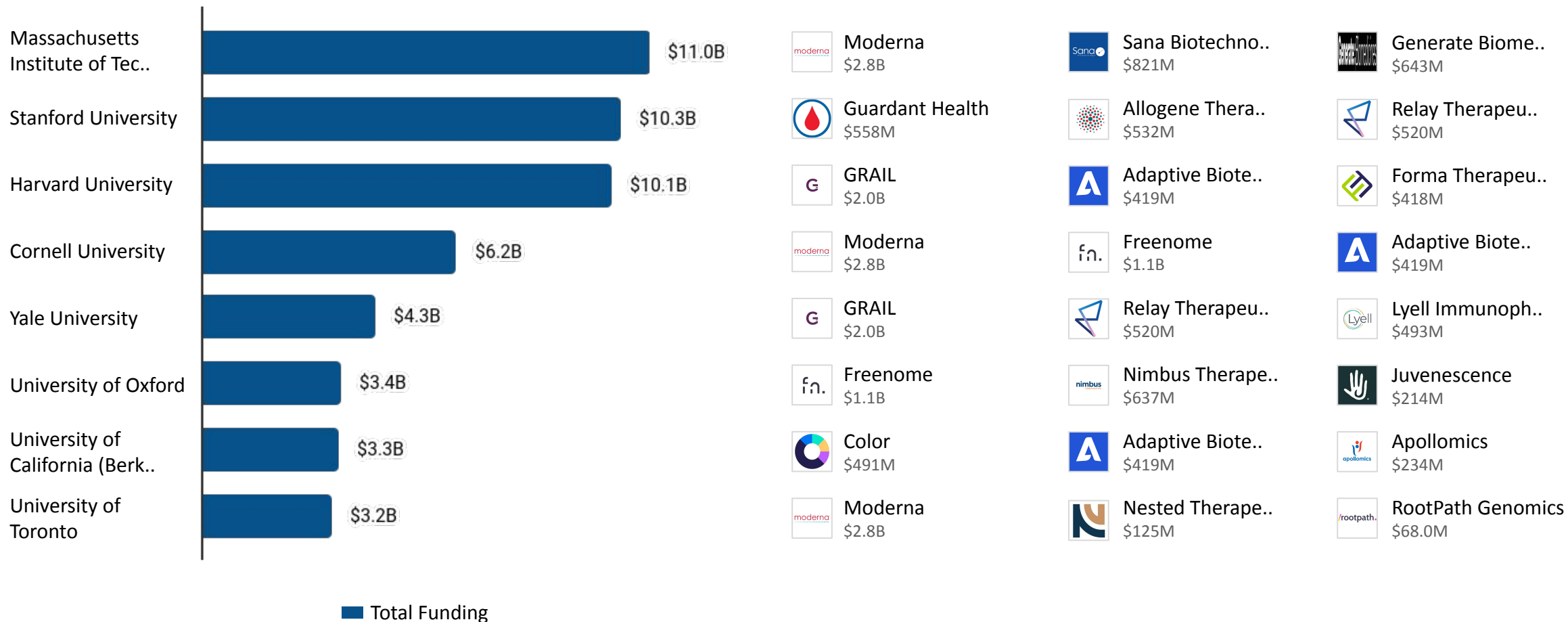


Notable Companies

					
Strand Therapeutics (2017, United States, \$103M)	Scorpion (2020, United States, \$270M)	Odyssey (2018, United States, \$487M)	Upstream Bio (2021, United States, \$400M)	Artera (2021, United States, \$135M)	DISCO Pharmaceuticals (2022, Germany, \$21.9M)

Funding by Team Background - College wise

Distribution by Team Background



Note: Number in the bracket is the Total Funding raised by the Company













Funding by Team Background - Company wise

Distribution by Team Background















Note: Number in the bracket is the Total Funding raised by the Company

Top Funding Rounds in last 24 months (1/2)

Company	\$ Amount	Round	Date	Investors
 Everest Medicines (2017, United States, \$593M)	\$280M	Series D	Mar 2023	Immunomedics
 ITM (2004, Germany, \$477M)	\$273M	Series E	Jun 2023	Temasek, BlackRock, Nextech Invest, +3 more
 Generate Biomedicines (2018, United States, \$643M)	\$273M	Series C	Sep 2023	T. Rowe Price, Flagship Pioneering, Arch Venture Par., +7 more
 Treeline Biosciences (2021, United States, \$474M)	\$262M	Series B	Sep 2022	KKR
 Delfi Diagnostics (2019, United States, \$332M)	\$225M	Series B	Jul 2022	Foresite Capital, Orbimed, Cowen, +9 more
 ArsenalBio (2019, United States, \$306M)	\$221M	Series B	Sep 2022	Kleiner Perkins, SoftBank Vision Fund, Green Sands E., +11 more
 BioRay Pharmaceutical (2019, China, \$215M)	\$215M	Series D	Dec 2022	-
 Nimbus Therapeutics (2009, United States, \$637M)	\$210M	Series F	Sep 2023	SR One, RA Capital Management, BVF Partners, +7 more
 Cargo Therapeutics (2021, United States, \$200M)	\$200M	Series A	Mar 2023	T. Rowe Price, Perceptive Advisors, Janus Henderson .., +12 more
 Upstream Bio (2021, United States, \$400M)	\$200M	Series B	Jun 2023	Omega Funds, HBM Healthcare Investments, Orbimed, +9 more
 Upstream Bio (2021, United States, \$400M)	\$200M	Series A	Jun 2022	Omega Funds, HBM Healthcare Investments, Orbimed, +6 more
 Abcuro (2015, United States, \$252M)	\$200M	Series B	Aug 2023	Tekla Capital Management, New Leaf Venture Partners, +8 more

Top Funding Rounds in last 24 months (2/2)

Company	\$ Amount	Round	Date	Investors
 KeyMed Biosciences (2016, China, \$190M)	\$190M	Series D	Jun 2022	UBS, Hillhouse, Boyu Capital
 Fog Pharmaceuticals (2015, United States, \$386M)	\$178M	Series D	Nov 2022	T. Rowe Price, HBM Healthcare Investments, Deerfield, +10 more
 Affini-T Therapeutics (2020, United States, \$175M)	\$175M	Series D	Mar 2022	Alexandria, Vida Ventures, Catalio Capital Management, +6 more
 Mariana Oncology (2020, United States, \$250M)	\$175M	Series B	Sep 2023	RA Capital Management, Citadel, Atlas Venture, +5 more
 Terremoto (2021, United States, \$250M)	\$175M	Series B	Nov 2023	EcoR1, Novo Holdings, Cormorant Capital
 Odyssey (2018, United States, \$487M)	\$168M	Series B	Oct 2022	Colt Ventures, Foresite Capital, HBM Healthcare Inve., +11 more
 Bicara Therapeutics (2019, United States, \$313M)	\$165M	Series C	Dec 2023	Aisling Capital, TPG, Deerfield, +1 more
 TORL BioTherapeutics (2019, United States, \$158M)	\$158M	Series B	Apr 2023	Cowen, Alexandria, Deep Track Capital, +7 more
 ArriVent (2021, United States, \$155M)	\$155M	Series B	Mar 2023	Sofinnova Investments, HBM Healthcare Investments, +11 more
 MOMA Therapeutics (2020, United States, \$236M)	\$150M	Series B	May 2022	Rock Springs Capital, Goldman Sachs, Invus, +7 more
 Bitterroot Bio (2021, United States, \$145M)	\$145M	Series A	Jun 2023	Deerfield, Arch Venture Partners, Google Ventures, +2 more
 Avistone (2012, China, \$340M)	\$140M	Series B	Dec 2023	Bain Capital, IDG Capital, Cathay Capital, +2 more

View all 790 funding rounds on [Tracxn Platform](#)

Contents

Overview

Funding

Investors

Acquisitions

IPOs

Companies

Unicorns

Business Models

News

Appendix

▶ YoY Investor Trends

Most Active Investors: Accelerators & Incubators

Most Active Investors: VC - Seed

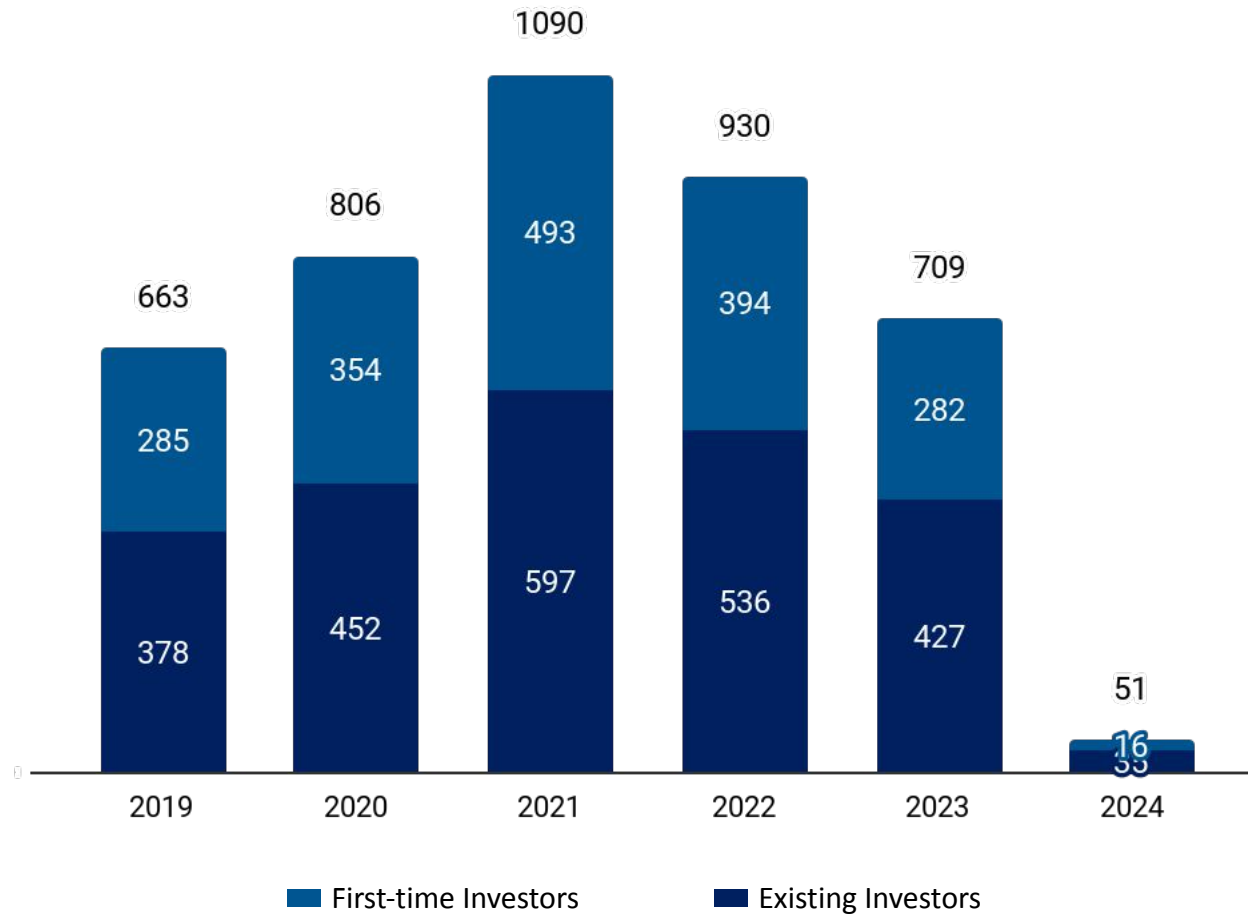
Most Active Investors: VC - Early

Most Active Investors: VC - Late

Most Active Investors: PE

Y-o-Y Active Investors

Y-o-Y # of unique Institutional Investors in Oncology













Top Institutional Investors in the last 2 years

Stage	Investor name	# Rounds in Last 2y ¹
Seed Stage	Y Combinator	9
	Alexandria	5
	Proxima Ventures	4
Early Stage	Orbimed	15
	Alexandria	13
	RA Capital Management	13
Late Stage	RA Capital Management	9
	Arch Venture Partners	8
	Pfizer	7











Note: First-time investors and Existing Investors are calculated from the available Equity Funding Rounds on Tracxn Platform. 1.The numbers in bracket correspond to the change from previous period.

Most Active Investors: VC - Seed

#	Investor Name	Country	# Overall investments	# Investments in Feed*	Notable Investments in Feed*
1	 HTGF	Germany	674	13	Alentis Therapeutics (\$184M), Emergence Therapeutics (\$98.2M), Tubulis Technologies (\$75.3M)
2	 Almi Invest	Sweden	627	7	Oblique Therapeutics (\$11.7M), Alligator Bioscience (\$10.0M), Lipum (\$3.0M)
3	 Connecticut Innovations	United States	401	6	IsoPlexis (\$186M), Sopherion Therapeutics (\$128M), Cybrexa Therapeutics (\$118M)
4	 Ben Franklin Technology Partners	United States	298	6	Onconova (\$158M), Morphotek (\$79.5M), Ceptaris Therapeutics (\$49.0M)
5	 Oxford Technology	United Kingdom	100	6	Lightpoint Medical (\$25.3M), Scancell (\$5.8M), Oxford Cancer Analytics (\$5.5M)
6	 DCVC	United States	352	5	Freenome (\$1.1B), Orca Bio (\$300M), Umoja Biopharma (\$263M)
7	 BioAdvance	United States	77	5	Immunome (\$54.2M), SIRPant (\$52.1M), Ceptaris Therapeutics (\$49.0M)
8	 Inveready	Spain	206	5	ORYZON (\$24.9M), Mimark (\$7.5M), AbilityPharma (\$6.9M)
9	 Oxford Science Enterprises	United Kingdom	98	5	Vaccitech (\$217M), MiroBio (\$132M), Sitryx (\$69.0M)
10	 Missouri Technology	United States	143	5	Arch Oncology (\$250M), Geneoscopy (\$114M), Adarza BioSystems (\$65.8M)











Note: *Feed = Oncology. The number in bracket refers to the total funding raised by the company.

Most Active Investors: VC - Early Stage

#	Investor Name	Country	# Overall investments	# Investments in Feed*	Notable Investments in Feed*
1	 Orbimed	United States	428	73	Caris Life Sciences (\$1.1B), Guardant Health (\$558M), Odyssey (\$487M)
2	 Arch Venture Partners	United States	263	37	GRAIL (\$2.0B), Sana Biotechnology (\$821M), Generate Biomedicines (\$643M)
3	 Casdin Capital	United States	156	35	Relay Therapeutics (\$520M), Treeline Biosciences (\$474M), Adaptive Biotechnologies (\$419M)
4	 Google Ventures	United States	678	32	GRAIL (\$2.0B), Freenome (\$1.1B), Sana Biotechnology (\$821M)
5	 Novartis Venture Fund	Switzerland	156	31	Forma Therapeutics (\$418M), Artios (\$273M), Annexon (\$256M)
6	 MPM Capital	United States	150	31	Tizona Therapeutics (\$475M), Cullinan Oncology (\$380M), Umoja Biopharma (\$263M)
7	 Versant Ventures	Switzerland	181	30	Century Therapeutics (\$410M), Ambrx (\$346M), Jazz Pharmaceuticals (\$265M)
8	 Polaris Partners	United States	405	30	Freenome (\$1.1B), Kronos Bio (\$271M), Tessa (\$256M)
9	 New Enterprise Associates	United States	1125	29	Pionyr Immunotherapeutics (\$352M), Annexon (\$256M), Personal Genome (\$252M)
10	 Novo Holdings	Denmark	287	28	Symphogen (\$598M), Arch Oncology (\$250M), Terremoto (\$250M)




Note: *Feed = Oncology. The number in bracket refers to the total funding raised by the company. Early Stage refers to Series A and Series B rounds

Most Active Investors: VC - Late Stage

#	Investor Name	Country	# Overall investments	# Investments in Feed*	Notable Investments in Feed*
1	 EDBI	Singapore	217	6	Moderna (\$2.8B), Forma Therapeutics (\$418M), Tianjing Biological (\$380M)
2	 Greater Bay Area Homeland Investments	China	75	5	Harbour BioMed (\$313M), Elpiscience (\$260M), Adagene (\$157M)
3	 SoftBank Vision Fund	United Kingdom	340	4	Abogen Biosciences (\$1.1B), Guardant Health (\$558M), Relay Therapeutics (\$520M)
4	 Red Abbey	United States	25	3	Veran Medical (\$155M), MacroGenics (\$126M), Favrilite (\$99.6M)
5	 Dievini	Germany	14	3	CureVac (\$975M), Immatix (\$236M), Integrated Diagnostics (\$82.8M)
6	 GL Ventures	United States	13	3	Abogen Biosciences (\$1.1B), IASO BIO (\$178M), Immorna (\$115M)
7	 Merlin Biomed Group	United States	10	3	FibroGen (\$216M), Calypso Medical Technologies (\$148M), Gemin X Pharmaceuticals (\$62.0M)
8	 DNV Capital	China	4	3	Hinova Pharmaceuticals (\$187M), Binhui Bio (\$158M), Huake Precision (Beijing) Medical Technology (\$13.9M)
9	 Bain Capital	United States	104	2	Freenome (\$1.1B), Avistone (\$340M), Annexon (\$256M)
10	 Pura Vida Investments	United States	22	2	Freenome (\$1.1B), Ultivue (\$102M), Sensei Biotherapeutics (\$93.5M)











Note: *Feed = Blockchain Technology - China & Taiwan. The number in bracket refers to the total funding raised by the company. Late Stage refers to Series C & beyond rounds.

Most Active Investors: PE

#	Investor Name	Country	# Overall investments	# Investments in Feed*	Notable Investments in Feed*
1	 Logos	United States	80	42	Freenome (\$1.1B), Nimbus Therapeutics (\$637M), Odyssey (\$487M)
2	 Nextech Invest	Switzerland	53	40	ITM (\$477M), Cullinan Oncology (\$380M), Kronos Bio (\$271M)
3	 BVF Partners	United States	76	32	Nimbus Therapeutics (\$637M), Relay Therapeutics (\$520M), Cullinan Oncology (\$380M)
4	 Invus	United States	151	30	Moderna (\$2.8B), BioNTech (\$806M), Fog Pharmaceuticals (\$386M)
5	 Frazier Healthcare Partners	United States	196	22	Sonoma Biotherapeutics (\$335M), Silverback Therapeutics (\$211M), Amunix (\$201M)
6	 Ally Bridge Group	China	73	18	GRAIL (\$2.0B), Innovent (\$535M), RefleXion (\$490M)
7	 Viking Global Investors	United States	93	17	Moderna (\$2.8B), Color (\$491M), Inhibrx (\$469M)
8	 Aisling Capital	United States	128	15	Forge Biologics (\$330M), Bicara Therapeutics (\$313M), Nuvation Bio (\$275M)
9	 CDH	China	302	13	Tianjing Biological (\$380M), Harbour BioMed (\$313M), Virogin Biotech (\$281M)
10	 Mirae Asset	South Korea	145	13	Abogen Biosciences (\$1.1B), BioNTech (\$806M), Sonoma Biotherapeutics (\$335M)

Note: *Feed = Oncology. The number in bracket refers to the total funding raised by the company.

Most Active Investors: Accelerators & Incubators

#	Investor Name	Country	# Overall investments	# Investments in Feed*	Notable Investments in Feed*
1	 Y Combinator	United States	4649	33	BillionToOne (\$280M), Asher Biotherapeutics (\$164M), Notable Labs (\$72.2M)
2	 Sofinnova Partners	France	140	21	RefleXion (\$490M), Artios (\$273M), Mission Therapeutics (\$147M)
3	 5AM Ventures	United States	89	18	Ambrix (\$346M), Artiva (\$198M), Ideaya Biosciences (\$157M)
4	 Venture Kick	Switzerland	689	11	PIQR (\$60.0M), Amal Therapeutics (\$36.6M), NexImmune (\$36.3M)
5	 IndieBio	United States	197	10	Synthex Labs (\$10.1M), Filtricine (\$250K), Nivien Therapeutics (\$250K)
6	 Imperial Innovations	United Kingdom	101	9	Artios (\$273M), Inivata (\$164M), Mission Therapeutics (\$147M)
7	 SOSV	Ireland	680	8	Synthex Labs (\$10.1M), OncoPrecision (\$4.2M), QV Bioelectronics (\$3.6M)
8	 BioGenerator	United States	53	8	Arch Oncology (\$250M), Wugen (\$208M), Galera (\$144M)
9	 EIC Fund		4329	7	Agendia (\$123M), Nucleix (\$88.5M), MedLumics (\$62.8M)
10	 Xontogeny	United States	19	7	Forge Biologics (\$330M), Cargo Therapeutics (\$200M), TORL BioTherapeutics (\$158M)

Note: *Feed = Oncology. The number in bracket refers to the total funding raised by the company.

Contents

Overview

Funding

Investors

Acquisitions

IPOs

Companies

Unicorns

Business Models

News

Appendix



Acquisition Trends


List of Acquisitions


Most Active Acquirers

List of Acquihires


Quick Snapshot - Acquisitions

Key Stats






 **364**
Total Acquisitions

 **7.2 Yrs**
Avg. yrs from first funding to Acq.

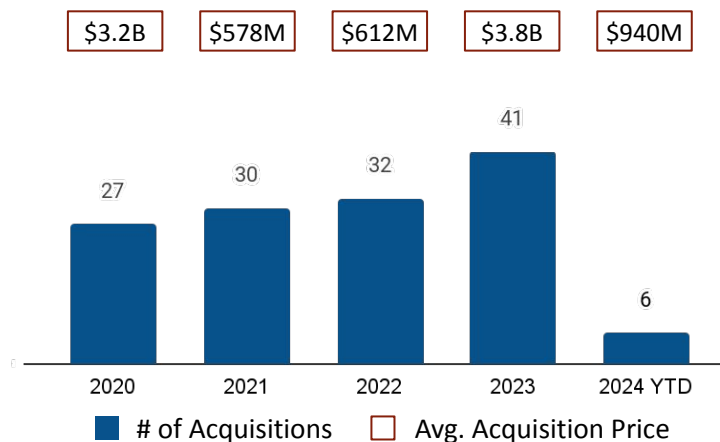
 **\$82.4M**
Avg. Funding raised before Acq.

 **\$1.4B**
Avg. Acq. Price

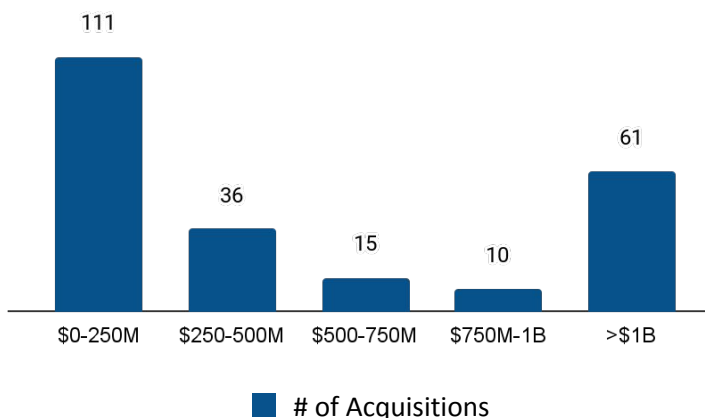
Top Investors by # Acq. Exits

Investor	# Acq.	Notable Acq.
 Orbimed	26	Harpoon Therapeutics, TP T..
 New Leaf Venture Partners	15	Harpoon Therapeutics, Oxfo..
 Ridgeback Capital Management	15	Foundation Medicine, Harpo..
 Frazier Healthcare Partners	14	Imago BioSciences, Sierra ..
 SR One	14	TP Therapeutics, Concert P..











Y-o-Y Acquisition Trends













Acquisitions Distribution by Acq. Price



All-time Top Acquisitions

Company	Acq. Price
 Seattle Genetics (1998, Bothell)	\$43.0B
 Varian Medical Sys.. (1948, Palo Alto)	\$16.4B
 MedImmune (1987, Gaithersburg)	\$15.6B
 Medivation (2004, San Francisco, \$100M)	\$14.3B
 Kite Pharma (2009, Los Angeles, \$97.7M)	\$11.9B
 Array BioPharma (1998, Boulder)	\$11.4B
 ImmunoGen (1981, Waltham, \$126M)	\$10.1B
 Juno Therapeutics (2013, Seattle, \$317M)	\$9.0B
 GRAIL (2016, Menlo Park, \$2.0B)	\$8.0B
 Loxo Oncology (2013, Stamford, \$57.0M)	\$8.0B

List of Acquisitions


Company	Acquirer(s)	Acq. Date	Acq. Price
 Inhibrx (2009, United States, \$469M)	Sanofi	Jan 2024	\$1.7B
 CoStim Pharmaceuticals (2012, United States, \$10M)	-	Jan 2024	NA
 C2i Genomics (2019, United States, \$112M)	Veracyte	Jan 2024	\$70M
 Harpoon Therapeutics (2015, United States, \$130M)	Merck Sharp & Dohme	Jan 2024	\$680M
 Ambrx (2003, United States, \$346M)	Johnson & Johnson	Jan 2024	\$2.0B
 Calypso Biotech (2013, Switzerland, \$36M)	Novartis	Jan 2024	\$250M
 Gracell Bio (2017, China, \$195M)	Astrazeneca	Dec 2023	\$1.2B
 Phase Focus (2006, United Kingdom, \$12M)	Bruker	Dec 2023	\$6M
 Theseus Pharmaceuticals (2017, United States, \$100M)	Concentra	Dec 2023	NA
 Propella Therapeutics (2020, United States)	Astellas Pharma	Dec 2023	\$175M

List of Acquisitions

Company	Acquirer(s)	Acq. Date	Acq. Price
 ProteoMediX (2010, Switzerland, \$18M)	Blue Water Biotech	Dec 2023	NA
 Rain Oncology (2017, United States)	Pathos	Dec 2023	NA
 ImmunoGen (1981, United States, \$126M)	AbbVie	Nov 2023	\$10.1B
 T3 Pharma (2015, Switzerland, \$43M)	Boehringer Ingelheim	Nov 2023	NA
 BianoScience (2012, Germany)	EUROAPI	Nov 2023	\$11M
 Forge Biologics (2020, United States, \$330M)	Ajinomoto	Nov 2023	\$620M
 Mablink (2018, France, \$35M)	Lilly	Oct 2023	NA
 Mirati Therapeutics (1995, United States, \$153M)	Bristol-Myers Squibb	Oct 2023	\$5.8B
 POINT Biopharma (2019, Canada, \$20M)	Lilly	Oct 2023	\$1.4B
 Gadeta (2015, Netherlands, \$8M)	Clade	Oct 2023	NA

View all 364 companies on [Tracxn Platform](#)

Most Active Acquirers

#	Acquirer	Country	# Acq.	Average Acq. Price	Companies Acquired
1	 Merck	United Kingdom	12	\$13.1B	VelosBio (\$2.8B), ArQule (\$2.7B), Peloton Therapeutics (\$2.2B), Pandion Therapeutics (\$1.9B) +8 more
2	 Roche	Switzerland	12	\$7.0B	Ventana (\$3.0B), Ignyta (\$1.7B), Foundation Medicine (\$1.0B), Good Therapeutics (\$250M) +8 more
3	 Lilly	United States	8	\$18.4B	Mablink, POINT Biopharma (\$1.4B), Emergence Therapeutics, Loxo Oncology (\$8.0B) +4 more
4	 Gilead	United States	8	\$18.5B	Kite Pharma (\$11.9B), Forty Seven (\$4.9B), YM BioSciences (\$510M), MiroBio (\$405M) +4 more
5	 Sanofi	France	7	\$7.5B	Inhibrx (\$1.7B), Amunix, Principia Biopharma (\$3.7B), Kymab (\$1.1B) +3 more
6	 AstraZeneca	United Kingdom	7	\$24.1B	Gracell Bio (\$1.2B), Neogene Therapeutics, MedImmune (\$15.6B), Acerta Pharma (\$5.7B) +3 more
7	 Bristol-Myers Squibb	United States	7	\$13.8B	Mirati Therapeutics (\$5.8B), TP Therapeutics (\$4.1B), Forbius, Medarex (\$2.4B) +3 more
8	 Astellas Pharma	Japan	6	\$5.3B	OSI Pharmaceuticals (\$4.0B), Ganymed Pharmaceuticals (\$441M), Agensys (\$387M), Propella Therapeutics (\$175M) +2 more
9	 Pfizer	United States	6	\$70.9B	Seattle Genetics (\$43.0B), Medivation (\$14.3B), Array BioPharma (\$11.4B), Trillium Therapeutics (\$2.2B) +2 more











Note: Numbers in bracket indicate the Acquisition Price of the company.

List of Acqui-hires

Company	Acquirer	Acq. Date	Acq. Price
 Vertical Bio (2021, Switzerland)	Pierre Fabre	Sep 2023	NA
 Resolution Bioscience (2012, United States)	Exact Sciences	Sep 2023	NA
 Surface Oncology (2014, United States, \$35M)	Coherus Biosciences	Sep 2023	NA
 Apexigen (2010, United States, \$158M)	Pyxis Oncology	Aug 2023	NA
 Tube Pharma (2013, Germany)	Oncomatrix	May 2023	NA
 XinThera (2021, United States, \$80M)	Gilead	May 2023	NA
 Pharma15 (2021, United States)	Radiopharm Theranostics	Mar 2023	\$4.0M
 Immunorizon (2017, Israel)	Purple Biotech	Feb 2023	NA
 Tmunity Therapeutics (2015, United States, \$231M)	Kite Pharma	Dec 2022	NA
 Focus-X Therapeutics (2020, United States)	Full-Life Technologies Home	Nov 2022	NA

Company	Acquirer	Acq. Date	Acq. Price
 TaGeza Biopharmaceutu.. (2014, Israel)	CNBX Pharmaceuticals	Nov 2022	NA
 Abcodia (2010, United Kingdom, \$10M)	GEN inCode	Sep 2022	NA
 Oncogeni (2019, United Kingdom)	Roquefort Therapeutics	Sep 2022	\$6.3M
 Ducentis BioTheapeu.. (2015, United Kingdom, \$2M)	Arcutis	Sep 2022	NA
 Cyano Biotech (2004, Germany)	Simris Alg	Aug 2022	NA
 Positron Precision (2019, Germany)	ITM	Aug 2022	NA
 Tarus Therapeutics (2019, United States)	Portage Biotech	Jul 2022	NA
 Atrin Pharma (2011, United States, \$2M)	Aprea	May 2022	NA
 Cullinan Pearl	Taiho Pharmaceuticals	May 2022	NA
 Checkmate Pharmaceu.. (2015, United States, \$175M)	Regeneron Pharmaceuticals	Apr 2022	NA

List of Acqui-hires

Company	Acquirer	Acq. Date	Acq. Price
 OncoMark (2011, Ireland, \$7M)	Cepheid	Dec 2021	NA
 Origo Biopharma (2017, Spain, \$3M)	AgomAb Therapeutics	Oct 2021	NA
 ScalmiBio (2016, United States)	ALX Oncology	Oct 2021	\$4.5M
 CapNostics (2013, United States)	Lucid Diagnostics	Oct 2021	NA
 GtreeBNT (2000, South Korea)	HLB	Sep 2021	NA
 AbeXXa Biologics (2015, United States, \$1M)	Boehringer Ingelheim	Sep 2021	NA
 Caelum Biosciences (2017, United States, \$10M)	Astrazeneca	Sep 2021	NA
 Interpares Biomedic.. (2015, United States)	Clarified Precision Medicine	Aug 2021	NA
 Courier Therapeutics (2015, United States)	ValoHealth	Jul 2021	NA
 Advaxis (2002, United States, \$5M)	BioSight	Jul 2021	NA

View all 167 companies on [Tracxn Platform](#)

Company	Acquirer	Acq. Date	Acq. Price
 Olimmune (, United States)	Scopus BioPharma	Jun 2021	NA
 Cambridge Cancer Ge.. (2015, United Kingdom, \$5M)	Dante Labs	Jun 2021	NA
 Totient (2017, United States, \$11M)	AbSci	Jun 2021	NA
 Hebei Senlang Biote.. (2017, China, \$30M)	Avalon Globocare	Jun 2021	NA
 HalioDx (2015, France, \$31M)	Veracyte	Jun 2021	NA
 HistoCyte Laborator.. (2014, United Kingdom)	Atlas Antibodies	Feb 2021	NA
 Sairiyo Therapeutics (2020, Canada, \$300K)	Pharmadrug	Feb 2021	NA
 TheraPharm Deutschl.. (1999, Germany)	Telix Pharma	Nov 2020	NA
 Base Genomics (2019, United Kingdom, \$11M)	Exact Sciences	Oct 2020	NA
 Immunomedics (1982, United States)	Gilead	Sep 2020	NA

Contents

Overview

Funding

Investors

Acquisitions

IPOs

Companies

Unicorns

Business Models

News


Appendix

▶ IPO Trends


List of IPOs


Quick Snapshot - IPOs

Key Stats






 **613**
Total IPOs

 **5.2 Yrs**
Avg. yrs from first funding to IPO

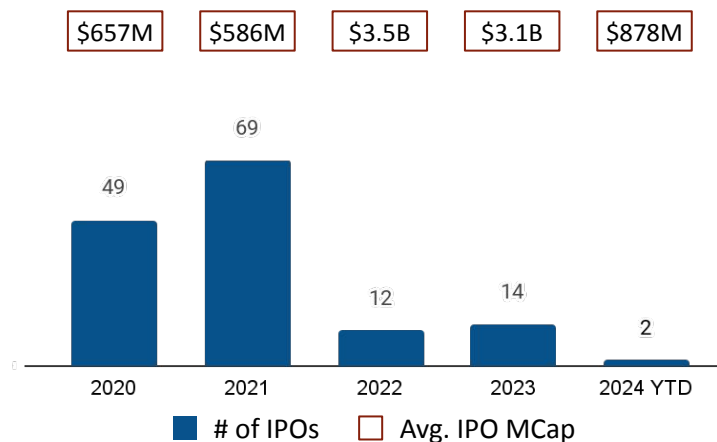
 **\$133M**
Avg. Funding raised before IPO

 **\$1.3B**
Avg. IPO Mcap

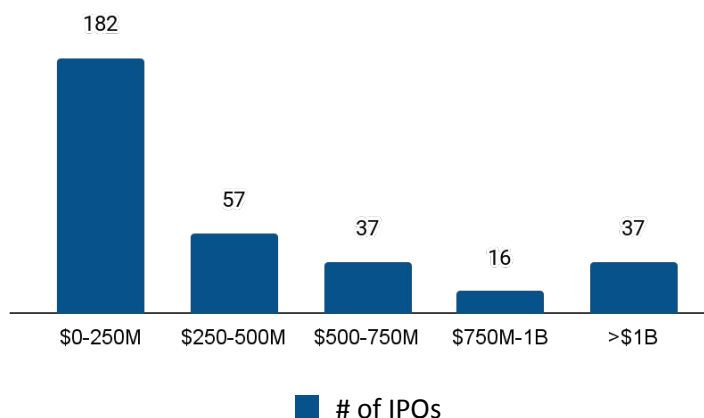
Top Investors by # IPO Exits

Investor	# IPOs	Notable IPOs
 Orbimed	52	Guardant Health, Natera, Sp..
 RA Capital Management	42	Moderna, Natera, Blueprint ..
 Perceptive Advisors	30	SpringWorks Therapeutics, B..
 Boxer Capital	30	BeiGene, SpringWorks Therap..
 BVF Partners	27	SpringWorks Therapeutics, B..











Y-o-Y IPO Trends



IPOs Distribution by IPO Mcap




All-time Top IPOs

Company	IPO MCap
 X4 Pharmaceuticals (2014, Boston, \$98.2M)	\$212B
 Biocytogen (2009, Beijing)	\$32.2B
 ImmuneOnco Biophar.. (2015, Shanghai, \$147M)	\$16.5B
 Wuhan YZY Biopharma (2010, Wuhan, \$29.8M)	\$9.9B
 Laekna (2016, Shanghai, \$168M)	\$7.7B
 Rezolute (2012, Denver)	\$7.0B
 Legend Biotechnology (2014, Nanjing, \$150M)	\$5.9B
 Sana Biotechnology (2018, Seattle, \$821M)	\$4.6B
 Lyell Immunopharma (2018, San Francisco, \$493M)	\$4.1B
 Enliven Therapeutics (2019, Boulder, \$140M)	\$2.6B

List of IPOs

Company	Investors	IPO Date	IPO Mcap
 ArriVent (2021, United States, \$155M)	Catalio Capital Manag., +14 more	Jan 2024	\$550M
 CG Oncology (2010, United States, \$294M)	Foresite Capital, Avidi., +15 more	Jan 2024	\$1.2B
 Cargo Therapeutics (2021, United States, \$200M)	Third Rock Ventures, +14 more	Nov 2023	\$2.1B
 Adlai Nortye (2014, China, \$253M)	SDIC, Triwise Capital, +15 more	Sep 2023	\$849M
 Wuhan YZY Biopharma (2010, China, \$30M)	hbsti.com, Wuhan Instit., +4 more	Sep 2023	\$9.9B
 ImmuneOnco Biopharmaceuticals (2015, China, \$146M)	Greater Bay Area Home., +8 more	Sep 2023	\$16.5B
 Pharos iBio (2016, South Korea, \$16M)	Company K Partners, +10 more	Jul 2023	\$137M
 Turnstone Biologics (2015, United States, \$172M)	PFM Health Sciences, +17 more	Jul 2023	\$266M
 Intensity Therapeutics (2012, United States, \$21M)	Batterson Venture Cap., +3 more	Jun 2023	\$63M
 Laekna (2016, China, \$168M)	CS Capital, Infinity Ca., +10 more	Jun 2023	\$7.7B

List of IPOs

Company	Investors	IPO Date	IPO Mcap
 Genrix Biopharmaceutical (2015, China)	-	Jun 2023	-
 Luzhu Biotech (2001, China, \$73M)	E-Town International .., +7 more	May 2023	-
 CytoMed Therapeutics (2018, Singapore, \$1M)	mDR	Apr 2023	\$44M
 Imagion Biosystems (2016, United States, \$5M)	Evolution Capital Adv., +1 more	Apr 2023	\$2M
 Cetus Capital (2022, United States)	-	Feb 2023	\$66M
 Genelux Corporation (2001, United States, \$529K)	Woodward Diversified Capital	Jan 2023	\$142M
 Coya Therapeutics (2020, United States, \$20M)	Checkmate Capital	Dec 2022	\$48M
 Biocytogen (2009, China)	-	Sep 2022	\$32.2B
 Shuttle Pharma (2012, United States, \$1M)	-	Aug 2022	\$108M
 MAIA (2018, United States, \$8M)	Checkmate Capital, +2 more	Jul 2022	\$53M

View all 613 companies on [Tracxn Platform](#)

Contents

Overview

Funding

Investors

Acquisitions

IPOs

Companies

Unicorns

Business Models

News

Appendix

Top Companies

Early Stage Editor's Pick











Companies by Geography











Companies by Team Background - College wise











Companies by Team Background - Company wise

Funded Deadpooled Companies

Top Companies

Company	Tracxn Score
 Guardant Health (2012, United States, \$558M)	81.3
 Adaptive Biotechno.. (2009, United States, \$419M)	75.8
 BeiGene (2010, United States, \$172M)	75.0
 Regeneron Pharmace.. (1988, United States)	73.7
 Moderna (2010, United States, \$2.8B)	73.4
 Incyte (1991, United States)	72.8
 PathAI (2016, United States, \$255M)	71.4
 Foundation Medicine (2010, United States, \$96.5M)	70.3
 PTC Therapeutics (1998, United States, \$248M)	70.3
 Immunocore (2008, United Ki., \$525M)	69.2











Company	Tracxn Score
 Natera (2004, United States, \$152M)	69.1
 SpringWorks Therap.. (2017, United States, \$230M)	68.9
 DermTech (1996, United States, \$34.4M)	68.6
 Syndax (2005, United States, \$195M)	68.6
 Freenome (2014, United States, \$1.1B)	67.9
 Color (2013, United States, \$491M)	67.8
 ALX Oncology (2015, United States, \$123M)	67.7
 Forge Biologics (2020, United States, \$330M)	67.7
 Mereo BioPharma (2015, United Ki., \$141M)	67.6
 GRAIL (2016, United States, \$2.0B)	67.6











Company	Tracxn Score
 Blueprint Medicines (2008, United States, \$115M)	67.5
 Insightec (1999, Israel, \$424M)	67.4
 Nimbus Therapeutics (2009, United States, \$637M)	67.3
 Jazz Pharmaceuticals (2003, Ireland, \$265M)	67.0
 Magenta Therapeutics (2016, United States, \$151M)	67.0
 Fog Pharmaceuticals (2015, United States, \$386M)	66.8
 Veracyte (2008, United States, \$113M)	66.8
 Revolution Medicines (2014, United States, \$181M)	66.8
 C4 Therapeutics (2016, United States, \$223M)	66.7
 Odyssey (2018, United States, \$487M)	66.7











View all 5,816 companies on [Tracxn Platform](#)

Note: Tracxn Score is a proprietary score based on various market signals reflecting the company's size, execution and growth.

Early Stage Editor's Pick

Company	Tracxn Score
 Micronoma (2019, United States, \$6.5M)	55.4
 Harmonic Discovery (2021, United States, \$8.1M)	53.2
 WindMIL (2019, United States, \$2.3M)	48.1
 GenoME Diagnostics (2020, United Ki., \$2.1M)	47.9
 Talus (2020, United States, \$8.6M)	47.8
 Eikonoklastes (2019, United States, \$4.8M)	44.8
 Cytovia Therapeutics (2019, United States, \$8.1M)	40.8
 BotImage (2019, United States, \$2.8M)	40.4
 InnoSIGN (2021, Netherlands, \$8.0M)	38.5
 Fresh Wind Biotech.. (2020, United States, \$10.0M)	38.0

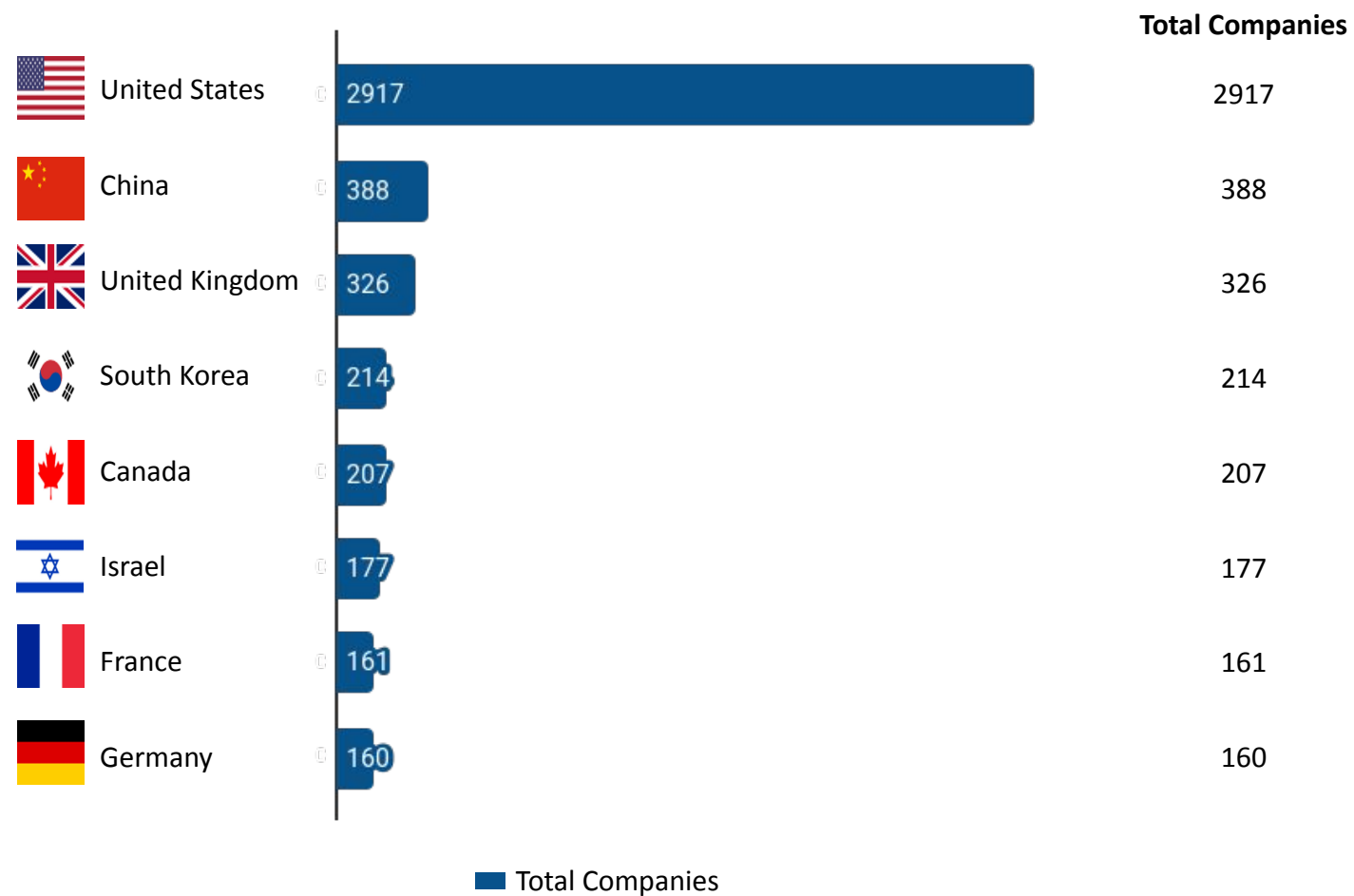
Company	Tracxn Score
 MultiplAI Health (2019, United Ki.)	37.6
 Lassogen (2019, United States, \$5.1M)	37.6
 Owl Peak Labs (2019, United States, \$1.5M)	37.2
 Thymmune (2019, United States, \$7.0M)	37.1
 Esperer Nutrition (2019, India, \$2.0M)	36.7
 OncoC4 (2020, United States)	36.0
 MiWEndo Solutions (2019, Spain, \$122K)	35.0
 DeuterOncology (2020, Belgium, \$6.1M)	34.5
 Radiant Biotherape.. (2020, Canada, \$8.0M)	33.5
 Engage Bio (2021, United States, \$125K)	33.5

Company	Tracxn Score
 Mammogen (2020, United States, \$2.0M)	32.7
 entrinsic bioscience (2019, United States)	32.7
 Coegin Pharma (2019, Norway)	32.6
 Lime Therapeutics (2021, United States, \$2.7M)	32.2
 Dialectic Therapeu.. (2019, United States, \$6.8M)	32.1
 Harae Dx (2021, United States)	32.1
 Laevoroc Oncology (2019, Switzerland, \$1.1M)	31.8
 Currus Biologics (2020, Australia, \$10.0M)	31.3
 Endowave (2019, Ireland, \$5.3M)	31.3
 BIXINK (2019, South Korea)	30.9











Note: Tracxn Score is a proprietary score based on various market signals reflecting the company's size, execution and growth.

Companies by Geography

Distribution by Country - Companies founded

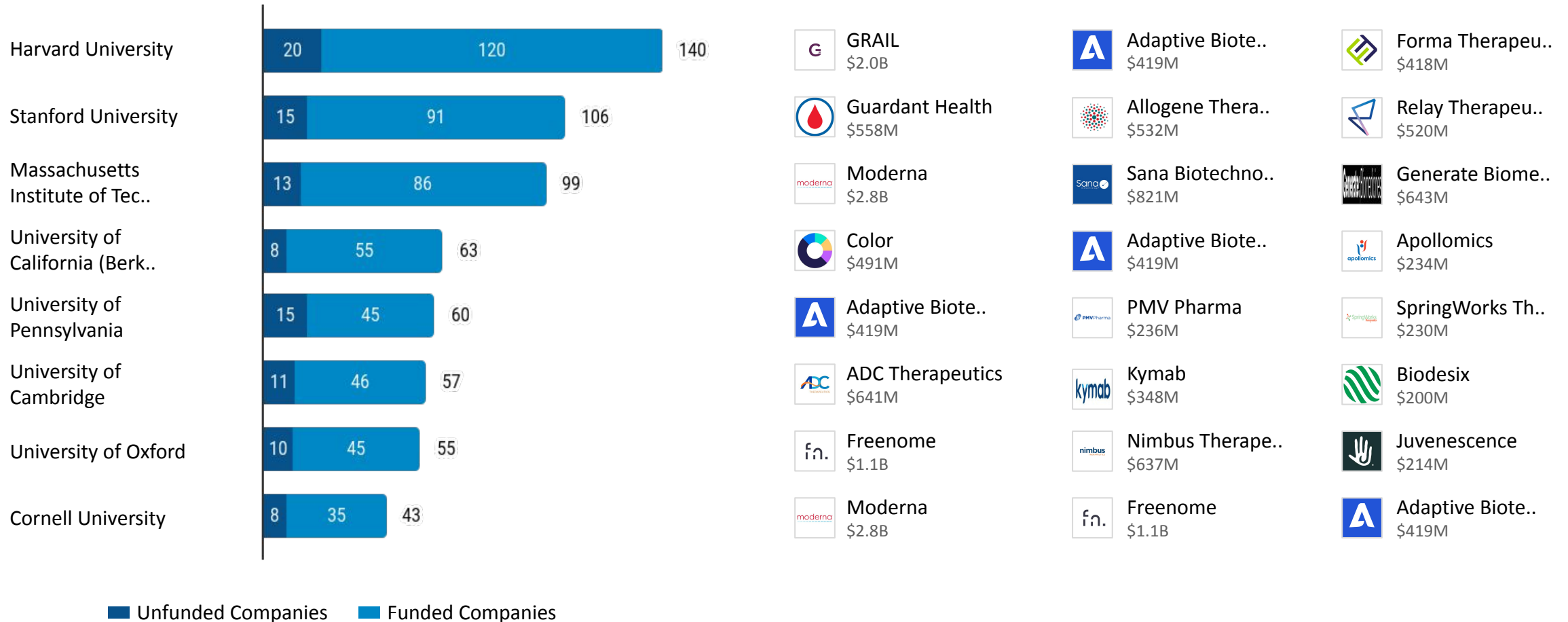


Top Cities by Companies founded

	Cambridge	241
	San Diego	201
	San Francisco	170
	New York City	146
	Boston	99
	London	80
	Shanghai	77
	Houston	67
	Seattle	56
	Seoul	56

Companies by Team Background - College wise

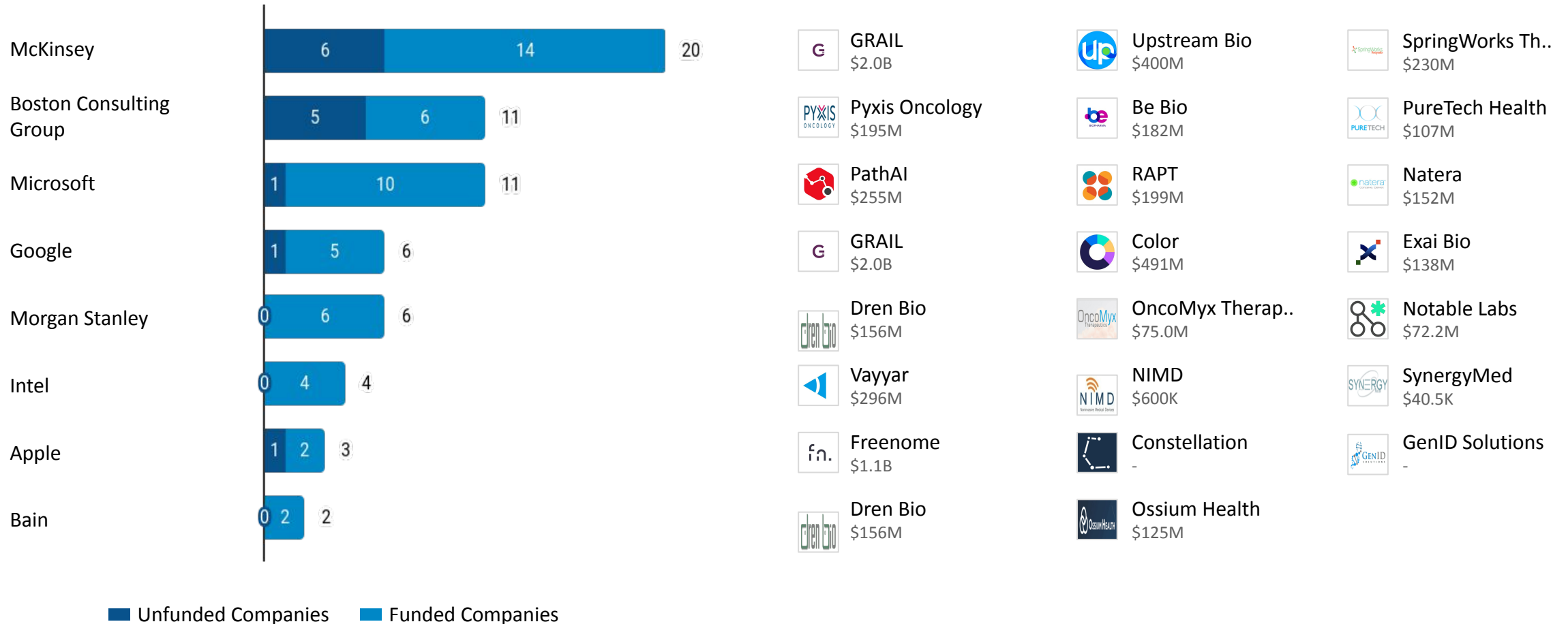
Distribution by Team Background



Note: Number in the bracket is the Total Funding raised by the Company

Companies by Team Background - Company wise











Distribution by Team Background













Note: Number in the bracket is the Total Funding raised by the Company

Funded Deadpooled Companies











Company \$ Funding

 Genecast (2014, China)	\$246M
 Light Sciences Oncology (1994, United States)	\$182M
 Tengion (2004, United States)	\$146M
 ECO Pharma (2001, China)	\$103M
 Cylene Pharmaceuticals (2001, United States)	\$102M
 Opsona (2004, Ireland)	\$82.4M
 Dinghang (2018, China)	\$80.0M
 Rainer Therapeutics (2010, United States)	\$80.0M
 Chroma Therapeutics (2000, United Kingdom)	\$77.5M
 ProNAi Therapeutics (2004, Canada)	\$77.5M

Company \$ Funding

 Novellus (2012, Israel)	\$75.5M
 ImmusanT (2010, United States)	\$72.0M
 Avantis (2004, United States)	\$62.5M
 Ascenta (2003, United States)	\$61.8M
 Igeneon (1999, Austria)	\$59.9M
 Dauntless Pharmaceutic.. (2015, United States)	\$58.1M
 Predictive Biosciences (2006, United States)	\$57.1M
 Quentis Therapeutics (2016, United States)	\$51.0M
 Anaeropharma (2004, Japan)	\$49.3M
 Kechow Pharma (2014, China)	\$45.0M

Company \$ Funding

 Limerick BioPharma (2004, United States)	\$43.3M
 Therion Biologics (1991, United States)	\$39.0M
 Altiris Therapeutics (2005, United States)	\$37.5M
 Metabomed (2013, Israel)	\$35.5M
 Rx Kinetix (1996, United States)	\$34.8M
 SynapDx (2010, United States)	\$32.8M
 Nuclea Biotechnologies (2005, United States)	\$30.5M
 CellPoint (2001, United States)	\$29.6M
 Ianpix (2015, United States)	\$29.0M
 On-Q-ity (2009, United States)	\$28.5M

View all 272 Funded Deadpooled companies on [Tracxn Platform](https://www.tracxn.com)

Contents

Overview

Funding

Investors

Acquisitions

IPOs

Companies

Unicorns

Business Models

News

Appendix

Unicorn Trends

List of Unicorns

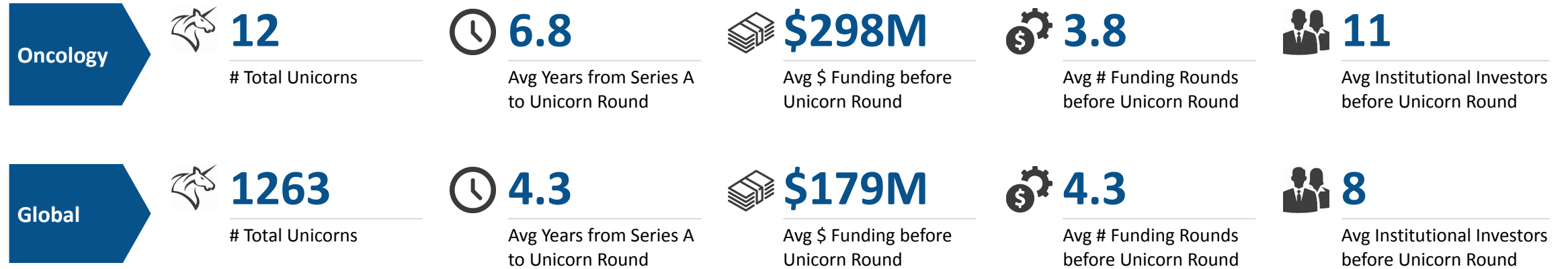
Investors in Unicorns by Stage of Entry

Top Unicorn Investors by Stage of Entry






Soonicorn Club - List of Soonicorns

Soonicorn Club - List of Minicorns






Unicorn Trends








Top Seed Stage Investors

-  Third Kind Venture Capital
-  a16z
-  DCVC
-  Founders Fund
-  Sahsen Ventures

Top Early Stage Investors

-  Arch Venture Partners
-  Google Ventures
-  Khosla Ventures
-  a16z
-  Amiti

Top Late Stage Investors









-  T. Rowe Price
-  Fidelity Investments
-  CPP Investments
-  Koch Disruptive Technologies
-  Lightspeed Venture Partners

Top Countries

- United States (6)
- China (2)
- Israel (2)
- United Kingdom (1)
- South Korea (1)





Note: Investors refers to Institutional Investors only. Top Investors are calculated based on investments before the Unicorn Round.

List of Unicorns (1/2)

Company	Short Description	Unicorn Event Date	Time from Series A (yrs) ¹	\$ Funding ²	# Rounds ²	# Investors ²
 Generate Biomedicines (2018, Somerville, \$643M)	CRO focused on drug discovery & development services	Sep 2023	-	\$370M	1	8
 BioRay Pharmaceutical (2019, Taizhou, \$215M)	Developer of therapeutics for immunology and oncology	Jan 2023	-	\$215M	1	0
 Vayyar (2011, Yehud, \$296M)	Developer of 4D imaging sensors for cancer detection and other devices	Jun 2022	9.9	\$296M	5	12
 Freenome (2014, San Francisco, \$1.1B)	Provider of a deep learning platform for detecting circulating cancer-related markers	Jan 2022	4.4	\$808M	6	45
 Abogen Biosciences (2019, Suzhou, \$1.1B)	Developer of mRNA-based therapeutics for cancer and infectious diseases	Jul 2021	0.7	\$114M	2	7
 Caris Life Sciences (2008, Irving, \$1.1B)	Developer of panomic disease profiling technologies for cancer precision medicine	May 2021	-	\$310M	4	9
 Biosplice Therapeutics (2008, San Diego, \$778M)	Provider of splicing modulation development solutions for multiple diseases	Apr 2021	-	\$438M	1	4
 Touchlight (2007, Hampton, \$190M)	Developer of next generation of DNA vaccines for oncology and infectious diseases	Mar 2021	6.4	\$190M	6	3

1 - Time taken from First funding to the Unicorn Event Date. 2 - Before Unicorn Round

List of Unicorns (2/2)

Company	Short Description	Unicorn Event Date	Time from Series A (yrs) ¹	\$ Funding ²	# Rounds ²	# Investors ²
 Color (2013, Burlingame, \$491M)	Developer of a saliva test kit to detect genetic risk of various disease for clinicians and individuals	Jan 2021	5.7	\$229M	5	9
 Orca Bio (2016, Menlo Park, \$300M)	Developer of Allogeneic cell therapy for cancer, autoimmune diseases and genetic blood disorders	Jul 2020	-	-	0	0
 Insightec (1999, Tirat Carmel, \$424M)	Provider of MR-interfaced ultrasound technology-based device for cancer and neurology	Mar 2020	13.6	\$274M	9	11
 Aprogen (2000, Seongnam-si, \$31M)	Biotechnology company producing Biosimilars	May 2019	-	\$31M	2	2

1 - Time taken from First funding to the Unicorn Event Date. 2 - Before Unicorn Round



Generate Biomedicines

CRO focused on drug discovery & development services



2018
Founded

United States
Country

\$643M
Funding

-
Annual Revenue

75
Employee Count

NA
Twitter Followers

NA
Mobile Downloads

NA
App Rating

44
News Mentions

Founding Team

Noubar Afeyan
Co-Founder
Founder & CEO Flagship Pioneering,
Co-Founder Moderna Therapeutics, Om..

Molly Gibson
Co-Founder
Flagship Pioneering, ex-Kaleido
Biosciences, Boeing. Truman State Univ..

Michael Nally
CEO
Ex-Merck,MSD.Harvard Business School
MBA 2003

Gevorg Grigoryan
Co-Founder
Co-Founder Protesign. University of
Maryland Baltimore County BS 2002,..

Funding Rounds

Sep 2023	\$273M	Series C	Amgen, Pictet Group +8 more
Nov 2021	\$370M	Series B	Flagship Pioneering +7 more

Top Competitors

Biogen
(1978, Cambridge, \$80M)

Adaptive Biote...
(2009, Seattle, \$419M)

Moderna
(2010, Cambridge, \$2.8B)

Incyte
(1991, Wilmington)

PTC Therapeuti...
(1998, South Plainfield, \$248M)

Immunocore
(2008, Abingdon, \$525M)

[View all 3390 Competitors](#)

Key News

- Jan 2024 - Generate:Biomedicines Fortifies Leadership in Generative AI with Advancing Clinical Pipeline and Expanded Amgen Colla..[BioSpace](#)
- Nov 2023 - Generate:Biomedicines Announces Publication of its Chroma Model in Nature: A Transformative Generative AI for Protein..[Business Wire](#)
- Nov 2023 - Generate:Biomedicines to collaborate on oncology cell therapies [Pharmaceutical Technology](#)
- Jan 2022 - Amgen and Generate Biomedicines Announce Multi-Target, Multi-Modality Research Collaboration Agreement [Business Wire](#)

[View all Key News](#)



BioRay Pharmaceutical

Developer of therapeutics for immunology and oncology



2019
Founded

China
Country

\$215M
Funding

-
Annual Revenue

7
Employee Count

NA
Twitter Followers

NA
Mobile Downloads

NA
App Rating

6
News Mentions

[Back to List](#)

Founding Team

Haibin Wang
CEO



Top Competitors



BeiGene
(2010, Cambridge, \$172M)



Regeneron Phar...
(1988, Tarrytown)



Moderna
(2010, Cambridge, \$2.8B)



Horizon Therap...
(2008, Dublin, \$62M)



Immunocore
(2008, Abingdon, \$525M)



ALX Oncology
(2015, Burlingame, \$123M)

[View all 623 Competitors](#)


Funding Rounds

Dec 2022 \$215M Series D

Key News

- Oct 2023 - Clinical Trial Application (IND) for BioRay Pharmaceutical's BR105 Injection Receives U.S. FDA Approval [PR Newswire](#)
- Sep 2023 - Zuberitamab (Anruixi®), the first anti-CD20 class I antibody developed domestically by BioRay Pharmaceutical, has bee.. [PR Newswire](#)
- Sep 2023 - Zuberitamab (Anruixi®), the first domestically developed anti-CD20 antibody as a Class I innovative drug from BioRay .. [BioSpace](#)
- May 2023 - BioRay has filed an IND for BRY812, a novel antibody-drug conjugate targeting LIV-1 [PR Newswire](#)

[View all Key News](#)



Vayyar

Developer of 4D imaging sensors for cancer detection and other devices



2011
Founded

Israel
Country

\$296M
Funding

-
Annual Revenue

NA
Employee Count

2.3K
Twitter Followers

3.6K
Mobile Downloads

NA
App Rating

308
News Mentions

Founding Team

Raviv Melamed
Co-Founder & CEO
Ex-Intel, Envara. Ben-Gurion University
MSc

Miri Ratner
Co-Founder
Ex-Alvarion Technologies, Comverse.
Bar-Ilan University BCS

Naftali Chayat
Co-Founder
Ex-Alvarion, BreezeCom. Hebrew
University BSc, Technion Israel MSc

Funding Rounds

Jun 2022	\$108M	Series E	+8 more
Nov 2019	\$109M	Series D	+8 more
Dec 2017	\$45M	Series C	+7 more
Dec 2015	\$22M	Series B	Celesta Capital +4 more
Aug 2012	\$12M	Series A	Battery Ventures +3 more

Top Competitors

 SafelyYou (2014, San Francisco, \$70M)	 RapidSOS (2012, New York City, \$333M)	 Niramai (2016, Bengaluru, \$14M)
 UE LifeSciences (2009, Philadelphia, \$5M)	 Integrity Trac... (2006, Boca Raton, \$6M)	 Aloe Care (2017, New York City, \$12M)

[View all 285 Competitors](#)

Key News

- Mar 2023 - Austco Augments Industry-leading Nurse Call and Healthcare Communications Solutions with 4D Imaging Radar Fall Detect..[PR Newswire](#)
- Feb 2023 - TekTone and Vayyar Team Up to Provide Imaging Radar-Powered Fall Detection [pr.com](#)
- Oct 2022 - Israel's Vayyar Care and UK's Whzan Join Forces to Accelerate Data-driven Care [Jewish Business News](#)
- Jul 2022 - Vayyar Care's new tech solution for an old person problem [CTech](#)

[View all Key News](#)



Freenome

Provider of a deep learning platform for detecting circulating cancer-relat...



2014
Founded

United States
Country

\$1.1B
Funding

-
Annual Revenue

186
Employee Count

3.7K
Twitter Followers

NA
Mobile Downloads

NA
App Rating

95
News Mentions

Founding Team

Gabriel Otte
Ex- Co-Founder & CEO
Ex-Apple, Filemaker, Founder OSXplanet
Project. Cornell University BA ..

Charles Roberts
Co-Founder
Co-Founder Freenome, ARK Investment
Management, Relation Therapeutics,..

Riley Ennis
Co-Founder & COO
Co-Founder Immudicon, Oncolinx.
Dartmouth College BA 2016, The Johns H..

Mike Nolan
CEO
Ex- Thermo Fisher, Luminex, Roche
Molecular Systems, Roche Diagnostics..

Funding Rounds

Jan 2022	\$290M	Series D	Roche
Dec 2021	\$300M	Series D	Perceptive Advisors +30 more
Aug 2020	\$270M	Series C	Bain Capital +21 more
Jul 2019	\$160M	Series B	RA Capital Management +11 more
Aug 2017	\$72M	Series A	a16z, S32, Google Vent.. +8 more
Jun 2016	\$6M	Seed	a16z, Founders Fund +2 more

[View all 7 Funding Rounds](#)

Top Competitors

PathAI
(2016, Boston, \$255M)

Color
(2013, Burlingame, \$491M)

GRAIL
(2016, Menlo Park, \$2.0B)

Biocartis
(2007, Mechelen, \$305M)

Sherlock
(2019, Watertown, \$111M)

Delfi Diagnost...
(2019, Baltimore, \$332M)

[View all 213 Competitors](#)

Key News

- Jul 2023 - Walgreens and Freenome Partner To Increase Diversity in Research Focused on the Early Detection of Cancer [ACCESSWIRE](#)
- Jun 2023 - Freenome, Walgreens Partner to Diversify Cancer Early Detection Studies [GenomeWeb](#)
- May 2023 - Oncimmune sells subsidiaries for £13m [East Midlands Business Link](#)
- Jan 2023 - Freenome Partners With Geisinger For The Sanderson Study [PR Newswire](#)

[View all Key News](#)



Abogen Biosciences

Developer of mRNA-based therapeutics for cancer and infectious diseases



2019
Founded

China
Country

\$1.1B
Funding

-
Annual Revenue

NA
Employee Count

NA
Twitter Followers

NA
Mobile Downloads

NA
App Rating

13
News Mentions

Founding Team

Ying Bo
Co-Founder & Co-CEO



Dr InBev
Co-Founder & Co-CEO



Founder Expro, ex-Moderna, TruCode
Gene Repair. Fudan University, Nort..

Top Competitors



Bharat Biotech
(1996, Hyderabad, \$14M)



Vir Biotechnol...
(2017, San Francisco, \$216M)



Emergent BioSo...
(1998, Gaithersburg)



Strand Therape...
(2017, Cambridge, \$103M)



Cidara Therape...
(2013, San Diego, \$78M)



Translate Bio
(2011, Lexington, \$138M)

[View all 356 Competitors](#)

Funding Rounds

May 2022	Undis..	Series C	Chengdu Kanghua Biological Prod..
Nov 2021	\$300M	Series C	SoftBank Vision Fund +8 more
Aug 2021	\$720M	Series C	Temasek, GL Ventures +24 more
Apr 2021	\$92M	Series B	TF Capital, Yunfeng Cap.. +4 more
Nov 2020	\$22M	Series A	+3 more

Key News

- Dec 2022 - Suzhou Abogen Biosciences Co.'s Establishment and Prosecution of Global Patent Portfolios [Global Legal Chronicle](#)
- Oct 2022 - China medical investor Alwin Capital closes fund at \$300m [Nihon Keizai Shimbun](#)
- Oct 2022 - Expro Bio: New Coronavirus mRNA Vaccine ARCoV Obtained Emergency Use License in Indonesia [36Kr](#)
- Nov 2021 - Abogen Biosciences Closes \$300 Million Series C+ Financing [Abogen Biosciences](#)

[View all Key News](#)



Caris Life Sciences

Developer of panomic disease profiling technologies for cancer precision me...



2008
Founded

United States
Country

\$1.1B
Funding

-
Annual Revenue

559
Employee Count

23.9K
Twitter Followers


NA
Mobile Downloads

NA
App Rating







161
News Mentions

Founding Team

Laurie Johansen
Co-Founder
Also - Executive Committee of the University of Texas School of Law



Top Competitors

 Guardant Health (2012, Redwood City, \$557M)	 Foundation Med... (2010, Cambridge, \$97M)	 PTC Therapeuti... (1998, South Plainfield, \$248M)
 Intellia Thera... (2014, Cambridge, \$85M)	 Natera (2004, Redwood City, \$152M)	 Editas Medicine (2013, Cambridge, \$210M)

[View all 947 Competitors](#)

Funding Rounds

Jan 2023	Undis..	Conven..	Orbimed, Braidwell
May 2021	\$830M	Series D	Sixth Street Growth +10 more
Oct 2020	\$75M	Conven..	Sixth Street Specialty Lending
Oct 2020	\$235M	Series D	Coatue +7 more
Oct 2018	Undis..	PE	TPG
Sep 2018	Undis..	Conven..	TPG

Key News

- Jan 2024 - Caris crafts collabs with AbbVie, Flatiron to bring AI-powered genomic database to drug development [Fierce Biotech](#)
- Jan 2024 - Caris & Flatiron Team Up: Next-Level RWD Supercharges Cancer Drug Discovery [HIT Consultant](#)
- Oct 2023 - Caris, Moderna partner for mRNA-based oncology therapeutics advancement [Pharmaceutical Business Review](#)
- Jul 2023 - The Caris Precision Oncology Alliance Welcomes The Broad Institute of MIT and Harvard [Medical Device News](#)

[View all Key News](#)



Biosplice Therapeutics

Provider of splicing modulation development solutions for multiple diseases

2008
Founded

United States
Country

\$778M
Funding

-
Annual Revenue

174
Employee Count

362
Twitter Followers

NA
Mobile Downloads

NA
App Rating

9
News Mentions

Founding Team

Cevdet Samikoglu
CEO
Ex- Co-Founder Greywolf Capital Management, Goldman Sachs. Hamilton Co..

John Hood
ex-Co-Founder
Ex-Founder & CEO Impact Biomedicines, TargeGen. Texas A&M University ..

Osman Kibar
Co-Founder
Founder & CEO Samumed, Dynamic Connections, ex-Pequot Capital. Pomona ..

Funding Rounds

Apr 2021	\$120M	Series D	Eventide Funds, aMoon +3 more
Aug 2018	\$438M	Series B	Vickers Venture Part.. +1 more
-	\$220M	Series A	IKEA +3 more

Top Competitors

Biogen
(1978, Cambridge, \$80M)

Moderna
(2010, Cambridge, \$2.8B)

Incyte
(1991, Wilmington)

PTC Therapeuti...
(1998, South Plainfield, \$248M)

Immucore
(2008, Abingdon, \$525M)

Syndax
(2005, Waltham, \$195M)

[View all 3298 Competitors](#)

Key News

- Sep 2022 - Biosplice Therapeutics Announced New Clinical Data for Cirtuvivint (SM08502) at the European Society for Clinical Onc.. [pipelinereview.com](#)
- Mar 2022 - Biocept taps veteran biotechnology executive as COO [Seeking Alpha](#)
- Feb 2022 - Veracyte Appoints Jonathan Wygant as Chief Accounting Officer [Business Wire](#)
- Sep 2021 - Haisco: Signed a cooperation agreement with Lorecivivint, the candidate's first innovative drug for the treatment of .. [36Kr](#)

[View all Key News](#)



Touchlight

Developer of next generation of DNA vaccines for oncology and infectious di...

2007
Founded

United Kingdom
Country

\$190M
Funding

-
Annual Revenue

158
Employee Count

337
Twitter Followers

NA
Mobile Downloads

NA
App Rating

38
News Mentions

Founding Team

Jonny Ohlson
Founder & Co-CEO



Karen Fallen
Co-CEO



Ex- Lonza, Lonza Biologics. University of West London 1995

Top Competitors

Moderna
(2010, Cambridge, \$2.8B)



Incyte
(1991, Wilmington)



PTC Therapeuti...
(1998, South Plainfield, \$248M)

Immunocore
(2008, Abingdon, \$525M)



Syndax
(2005, Waltham, \$195M)



Forge Biologics
(2020, Columbus, \$330M)

[View all 2973 Competitors](#)

Funding Rounds

Nov 2022	Undis..	Grant ..	Bill & Melinda Gates Foundation'
Jan 2021	\$179M	Series B	Bridford Group, Novator Partners
Apr 2017	\$3M	Series A	
Oct 2016	\$3M	Series A	
Jul 2015	\$5M	Series A	
Feb 2015	\$911K	Series A	

[View all 7 Funding Rounds](#)

Key News

- Nov 2023 - Touchlight's enzymatic doggybone DNA used in the manufacture of Versameb's VMB-100 for first-in-human clinical study [Business Wire](#)
- Jul 2023 - Curia Expands Biologics Manufacturing Capabilities, Acquires Access to Touchlight's doggybone DNA BioSpace [GlobeNewswire](#)
- May 2023 - Touchlight Completes Expansion, Creating One of the World's Largest DNA Manufacturing Facilities in London, UK [Business Wire](#)
- Apr 2023 - Touchlight and 20Med partner on vaccine platform [PharmaTimes](#)

[View all Key News](#)



Color

Developer of a saliva test kit to detect genetic risk of various disease fo...



2013
Founded

United States
Country

\$491M
Funding

-
Annual Revenue

606
Employee Count

12.3K
Twitter Followers

NA
Mobile Downloads

NA
App Rating

77
News Mentions

Founding Team

Elad Gil
Co-Founder
Ex- Co-Founder Mixer Labs, Twitter, Google. University of California S..



Othman Laraki
Co-Founder & CEO
Ex-Co-Founder Mixer Labs, Founder Epitrope, Twitter, Pinterest, Google..



Nish Bhat
Ex-Co-Founder
Co-Founder Carbon Silicon Ventures, Arcadia Science, ex- Co-Founder Co..



Taylor Sittler
Ex-Co-Founder
Levels, ex-IndieBio, Color Genomics. UC San Diego ME 2005, UMass Chan ..









Funding Rounds

Nov 2021	\$100M	Series E	Kindred Ventures +4 more
Jan 2021	\$167M	Series D	General Catalyst +1 more
Jan 2020	\$75M	Series D	Viking Global Investors +1 more
Aug 2019	\$5M	Grant ..	NIH
Nov 2017	\$89M	Series C	General Catalyst +2 more
Aug 2016	\$45M	Series B	General Catalyst, 8VC +2 more

[View all 7 Funding Rounds](#)

Top Competitors

 Accolade (2007, Plymouth Meeting, \$213M)	 Invitae (2010, San Francisco, \$192M)	 HealthEquity (2002, Draper, \$15M)
 23andMe (2006, Mountain View, \$861M)	 Optum (1996, Eden Prairie)	 Grand Rounds (2011, San Francisco, \$281M)

[View all 805 Competitors](#)

Key News

- Jun 2023 - American Cancer Society, Color Health Partner To Increase Cancer Screenings for Employers [MedCity News](#)
- Mar 2023 - Color announces layoffs as it rolls back COVID-19 testing [MobiHealthNews](#)
- Nov 2022 - Color Health expands into behavioral health to tackle access challenges for mental care services [fiercehealthcare.com](#)
- Jul 2022 - Quest partners with CDC to provide free COVID testing in affected U.S. communities [Seeking Alpha](#)

[View all Key News](#)



Orca Bio

Developer of Allogeneic cell therapy for cancer, autoimmune diseases and ge...



2016
Founded

United States
Country

\$300M
Funding

-
Annual Revenue

66
Employee Count

1.2K
Twitter Followers

NA
Mobile Downloads

NA
App Rating

24
News Mentions

Founding Team

Nathaniel fernhoff
Co-Founder & CSO
Stanford University 2003



Ivan Dimov
Co-Founder & CEO
Co-Founder Lucira Health, ex-Co-Founder
Blobcode Technologies & Chilea..



Jeroen Bekaert
Co-Founder & COO
Ex-Merck Group, Johnson & Johnson,
Co-Founder Pronoia. Ghent Universit..



Funding Rounds

Jul 2020	\$192M	Series D	Lightspeed Venture Part.. +6 more
----------	--------	----------	-----------------------------------

Top Competitors

Moderna
(2010, Cambridge, \$2.8B)

Horizon Therap...
(2008, Dublin, \$62M)

Immunocore
(2008, Abingdon, \$525M)

Forge Biologics
(2020, Columbus, \$330M)

Magenta Therap...
(2016, Cambridge, \$151M)

Juvenescence
(2017, Dublin, \$214M)










[View all 428 Competitors](#)

Key News

- Dec 2023 - Orca Bio Presents Positive Data Demonstrating the Potential for Orca-T and Orca-Q to Expand Treatment to Additional P.. [ACROFAN](#)
- Dec 2022 - Orca Bio Presents Data Demonstrating its Lead Investigational High-Precision Cell Therapy Orca-T Significantly Improv.. [pipelinereview.com](#)
- Dec 2022 - Orca Bio Presents Data Demonstrating its Lead Investigational High-Precision Cell Therapy Orca-T Significantly Improv.. [ACROFAN](#)
- Nov 2022 - Orca Bio to Present Four Abstracts at the 64th American Society of Hematology Annual Meeting, Including Updated Relap.. [Business Wire](#)




[View all Key News](#)

Investors in Unicorns by Stage of Entry (1/2)

Company	Seed Stage	Early Stage	Late Stage
 Generate Biomedicines (2018, Somerville, \$643M)	-	flagshippioneering.com, adia.ae, apfc.org, altitudelsv.com, +4 more	-
 BioRay Pharmaceutical (2019, Taizhou, \$215M)	-	-	-
 Vayyar (2011, Yehud, \$296M)	aeinvestments.com, seamlessiot.com, arc-vc.com, plugandplay..	battery.com, bvp.com, icv.vc, amiti.vc, celesta.vc	kochdisruptivetechologies.com, morevc.com, claltech.com, +4 more
 Freenome (2014, San Francisco, \$1.1B)	a16z.com, foundersfund.com, dcvc.com, 3kvc.com, oxeon.com	racap.com, polarispartners.com, perceptivelife.com, roche.c., +15 more	brightedgefund.org, av.co, cataliocapital.com, cormorant-ca., +23 more
 Abogen Biosciences (2019, Suzhou, \$1.1B)	-	tfcapital.net, yfc.cn, hillhouseinvestment.com, hlc.com.cn, +4 more	-
 Caris Life Sciences (2008, Irving, \$1.1B)	-	-	coatue.com, highlandcapital.com, orbimed.com, troweprice.com, +6 more
 Biosplice Therapeutics (2008, San Diego, \$778M)	plutus-investment.com	vickersventure.com, starlinggroup.com, ikea.com, polarlight., +1 more	-
 Touchlight (2007, Hampton, \$190M)	capitalinnovators.com	bridfordgroup.com, novator.co.uk, downing.co.uk, bgf.co.uk, +3 more	-
 Color (2013, Burlingame, \$491M)	svangel.com, resolute.vc, fenoxvc.com, homebrew.co, caffeinat., +5 more	generalcatalyst.com, 8vc.com, khoslaventures.com, emersonco., +11 more	vikingglobal.com, troweprice.com, crv.com, privatesharesfund.com










Note: "Investors" includes only those Institutional Investors who have invested before the Unicorn Round.

Investors in Unicorns by Stage of Entry (2/2)

Company	Seed Stage	Early Stage	Late Stage
 Orca Bio (2016, Menlo Park, \$300M)	felicis.com	lh-ventures.com, valleycapital.vc	industrial-investors.com
 Insightec (1999, Tirat Carmel, \$424M)	-	gehealthcare.com, geequity.com, elbitimaging.com, meditecha., +6 more	yorkcapital.com, geocaching.com, exigent.capital, kochdisru., +3 more
 Aprogen (2000, Seongnam-si, \$31M)	-	davalueinvest.co.kr	laic.kr, bi-nex.com

Note: "Investors" includes only those Institutional Investors who have invested before the Unicorn Round.











Top Unicorn Investors by Stage of Entry











Investor	# Unicorn Portfolio	Seed Stage	Early Stage	Late Stage	Others*
 T. Rowe Price	4	-	Generate Biomedicines	Freenome, Color, Caris Life Sciences	-
 Fidelity Investments	4	-	Generate Biomedicines	Freenome, Stemcentrx, Caris Life Sciences	-
 CPP Investments	3	-	-	GRAIL, Sana Biotechnology, Caris Life Sciences	-
 Google Ventures	3	-	GRAIL, Freenome	Sana Biotechnology	-
 Hillhouse	3	-	Abogen Biosciences	GRAIL, Innovent	-
 8VC	3	-	Color	Orca Bio, Guardant Health	-
 Arch Venture Partners	3	-	Generate Biomedicines, GRAIL	Sana Biotechnology	-
 Flagship Pioneering	2	-	Generate Biomedicines	Sana Biotechnology	-
 Temasek	2	-	-	Abogen Biosciences, Innovent	-











Note: "Investors" includes only Institutional Investors who have invested before the Unicorn Round.

Others*: Includes investors who have invested in Non Equity rounds or Undisclosed Rounds

Soonicorn Club - List of Soonicorns

Company	Tracxn Score
 PathAI (2016, United States, \$255M)	71.4
 ALX Oncology (2015, United States, \$123M)	67.7
 Nimbus Therapeutics (2009, United States, \$637M)	67.3
 Fog Pharmaceuticals (2015, United States, \$386M)	66.8
 Odyssey (2018, United States, \$487M)	66.7
 RefleXion (2009, United States, \$490M)	66.6
 Sutro Biopharma (2003, United States, \$175M)	66.2
 Hummingbird Biosci.. (2015, Singapore, \$150M)	66.1
 Juvenescence (2017, Ireland, \$214M)	65.7
 Arrakis Therapeutics (2015, United States, \$113M)	65.4











Company	Tracxn Score
 Strand Therapeutics (2017, United States, \$103M)	65.3
 OncoResponse (2015, United States, \$144M)	64.9
 Scipher Medicine (2014, United States, \$227M)	64.2
 Senti Biosciences (2016, United States, \$158M)	64.2
 Scorpion (2020, United States, \$270M)	63.9
 BillionToOne (2015, United States, \$280M)	63.6
 Biological Dynamics (2010, United States, \$67.6M)	63.2
 Mirxes (2014, Singapore, \$207M)	63.2
 Asher Biotherapeut.. (2019, United States, \$164M)	63.1
 Palleon Pharma (2015, United States, \$148M)	62.6











Company	Tracxn Score
 Upstream Bio (2021, United States, \$400M)	62.6
 PACT Pharma (2016, United States, \$201M)	62.3
 Adicet Bio (2014, United States, \$156M)	62.3
 Geneoscopy (2015, United States, \$114M)	62.1
 Compass Therapeutics (2013, United States, \$239M)	62.1
 Accent Therapeutics (2017, United States, \$178M)	61.8
 HistoSonics (2009, United States, \$214M)	61.6
 Delfi Diagnostics (2019, United States, \$332M)	61.1
 Artera (2021, United States, \$135M)	61.0
 Strata Oncology (2015, United States, \$133M)	61.0









Full list of Soonicorns is available [here](#).

Note: A Soonicorn is a company which is likely to achieve US \$1 billion valuation in the short to medium term. Tracxn Score is a proprietary score based on various market signals reflecting the company's size, execution and growth.

Soonicorn Club - List of Minicorns

Company	Tracxn Score
 Scailyte (2017, Switzerland, \$20.3M)	65.2
 Notable Labs (2014, United States, \$72.2M)	64.1
 Niramai (2016, India, \$14.0M)	61.7
 Sherlock (2019, United States, \$111M)	61.3
 OncoDNA (2012, Belgium, \$44.5M)	60.8
 Numab (2011, Switzerland, \$150M)	60.5
 Turbine (2015, Hungary, \$36.7M)	60.3
 RareCyte (2009, United States, \$94.3M)	59.4
 Ribon Therapeutics (2015, United States, \$199M)	58.8
 Codagenix (2011, United States, \$47.1M)	58.5

Company	Tracxn Score
 Sonoma Biotherapeu.. (2012, United States, \$335M)	58.2
 SamanTree Medical (2014, Switzerland, \$13.8M)	58.0
 Broncus (2016, United States, \$15.0M)	57.8
 NeoPhore (2017, United Ki., \$32.4M)	57.8
 Cellestia (2014, Switzerland, \$48.5M)	56.8
 Myeloid Therapeutics (2019, United States, \$123M)	56.7
 Simcha Therapeutics (2020, United States, \$65.0M)	56.3
 Bicara Therapeutics (2019, United States, \$313M)	56.2
 ScreenPoint (2014, Netherlands, \$33.0M)	56.2
 Azitra (2014, United States, \$37.4M)	56.1

Company	Tracxn Score
 Ionpath (2014, United States, \$18.0M)	55.9
 Endomag (2007, United Ki., \$44.5M)	55.5
 Exact Imaging (2013, Canada, \$29.9M)	54.8
 Minerva Biotechnol.. (1999, United States, \$18.9M)	54.7
 Kiyatec (2005, United States, \$29.2M)	54.6
 Vaxess (2011, United States, \$89.5M)	54.6
 Leucid Bio (2014, United Ki., \$21.5M)	54.5
 Spotlight Therapeu.. (2017, United States, \$80.7M)	54.2
 Mestag Therapeutics (2020, United Ki., \$45.0M)	54.0
 Primmune Therapeut.. (2017, United States, \$46.8M)	53.8

View all 270 companies on [Tracxn Platform](#)

Note: A Minicorn is a company which is likely to achieve US \$1 billion valuation in the medium to long term. Tracxn Score is a proprietary score based on various market signals reflecting the company's size, execution and growth.

Contents

Overview

Funding

Investors

Acquisitions

IPOs

Companies

Unicorns

Business Models

News

Appendix

▶ Marketmap

Top Funded Business Models

Taxonomy

Marketmap - Oncology

CANCER SCREENING DEVICES

PAN CANCER IMAGING DEVICES





BREAST CANCER IMAGING DEVICES




CANCER THERAPY DEVICES

CANCER SCREENING DEVICES





SURGICAL TOOLS FOR CANCER




CANCER SURGERY TOOLS







ONCOLOGY DRUGS

IMMUNO ONCOLOGY DRUGS




BLOOD CANCER DRUGS





BREAST CANCER DRUGS




PAN CANCER DRUGS














CANCER DIAGNOSTIC TESTS


Factsheet




Overview			
Companies	5816		
Funded	3948	Series A+	1908
Funding	\$136B	Last 2 yrs	\$21.0B
Most Active Investors			
VC - Seed	Almi Invest (7)		
VC - Early	Arch Venture P.. (37)		
VC - Late	Greater Bay Ar.. (5)		
PE			
Incubators	Sofinnova Part.. (21)		
Exits			
IPOs	613	ArriVent, CG On..	
Acquisitions	364	Inhibrx, CoStim..	
Top Acquirers	merck.com, roch..		
Feed in Numbers			
Unicorns	12	Soonicorns	30
Minicorns	272	Editor Picks	1539
Acquired	168	Deadpooled	699
Top Companies			
Guardant Health	(2012, United States, \$558M)		
Adaptive Biotec..	(2009, United States, \$419M)		
Beigene	(2010, United States, \$172M)		
Cambridge	241 Cds	\$18.5B	
San Francisco	170 Cds	\$11.8B	

Top Funded Business Models - last 1 year (1/2)

Rank	Business Model	\$ Funding	# Rounds	Top Funding Round	Details
1 <small><> 0</small>	Oncology Drugs	\$5.7B	230	 Everest Medic.. \$280M Series D	Link
2 <small><> 0</small>	Cancer Diagnostic Tests	\$330M	29	 Cleveland Di.. \$75.0M Series D	Link
3 <small><> 0</small>	Pan Cancer Drugs	\$268M	11	 Boundless Bio \$100M Series C	Link
4 <small>▲7</small>	Cancer Surgery Tools	\$128M	8	 Lumicell Dia.. \$75.8M Series C	Link
5 <small><> 0</small>	Radiotherapy Devices	\$116M	13	 RefleXion \$107M Series F	Link
6 <small>▲4</small>	Prostate Cancer Drugs	\$104M	3	 Convergent T.. \$90.0M Series A	Link
7 <small>▲6</small>	Bone Cancer Drugs	\$91.4M	3	 K36 \$70.0M Series B	Link
8 <small>▼2</small>	Blood Cancer Drugs	\$81.8M	5	 ElevateBio \$401M Series D	Link
9 <small>▼5</small>	Pan Cancer Diagnostic Tests	\$30.3M	3	 4D Lifetec \$25.9M Series C	Link
10 <small>▼2</small>	Chemotherapy Devices	\$12.5M	3	 SonALAsense \$9.8M Series B	Link

* Rank is based on \$Invested in last 1 year in the Business Model. ▲ - Indicates change in Rank from previous 1 year.

Top Funded Business Models - last 1 year (2/2)

Rank	Business Model	\$ Funding	# Rounds	Top Funding Round	Details
11 ▼ ₂	Breast Cancer Drugs	\$6.5M	2	 Minerva B.. \$4.5M Unattributed	Link
12 <> ₀	Cancer Imaging Devices	\$3.3M	5	 RAYDIAX \$2.5M Seed	Link
13 ▼ ₆	Breast Cancer Diagnostics	\$1.7M	4	 Koios Medical \$8.0M Series B	Link

* Rank is based on \$Invested in last 1 year in the Business Model. ▲ - Indicates change in Rank from previous 1 year.

01 Oncology Drugs



BeiGene
(2010, United States, \$172M)



Regeneron Pharmaceutic..
(1988, United States)



Moderna
(2010, United States, \$2.8B)



\$5.7B (▼5.5%)
\$ Invested in last 1 year



230 (▼22.6%)
Funding Rounds in last 1 year

Key Stats



3255
Companies



2311
Funded Companies



\$93.3B
Total \$ Invested



520
Soonicorn Club



452
IPOs



302
Acquisitions

Recent Funding Rounds



Everest Medic.. (2017, United States)
\$280M - Series D - Mar 2023



ITM (2004, Germany)
\$273M - Series E - Jun 2023



Generate Biom.. (2018, United States)
\$273M - Series C - Sep 2023



Nimbus Therap.. (2009, United States)
\$210M - Series F - Sep 2023



Cargo Therape.. (2021, United States)
\$200M - Series A - Mar 2023



Upstream Bio (2021, United States)
\$200M - Series B - Jun 2023



Abcuro (2015, United States)
\$200M - Series B - Aug 2023

View all 231 Funding Rounds on [Tracxn Platform](#)

Taxonomy



Note: The last node in the Taxonomy represents the Business Model addressed in the title of the slide.

02

Cancer Diagnostic Tests



Guardant Health
(2012, United States, \$558M)



Foundation Medicine
(2010, United States, \$96.5M)



Natera
(2004, United States, \$152M)



\$330M (▼ 64.8%)
\$ Invested in last 1 year



29 (▼ 25.6%)
Funding Rounds in last 1 year

Key Stats



612
Companies



389
Funded Companies



\$10.9B
Total \$ Invested



68
Soonicorn Club



48
IPOs





69
Acquisitions


Recent Funding Rounds


 Cleveland Dia.. (2013, United States)
\$75.0M - Series D - Jan 2024

 Foresight Dia.. (2020, United States)
\$58.8M - Series B - Apr 2023

 Precede (2021, United States)
\$57.0M - Series C - Oct 2023

 Mirxes (2014, Singapore)
\$50.0M - Series D - Jul 2023

 Adela (2021, United States)
\$48.0M - Series A - Sep 2023

 Function Onco.. (2018, United States)
\$28.0M - Series A - Apr 2023

 Epic Sciences (2008, United States)
\$24.0M - Series G - Apr 2023

View all 29 Funding Rounds on [Tracxn Platform](#)

Taxonomy

– **Oncology** (BeiGene)
(# Cos: 5759 | \$137B)


– **In-Vitro Diagnostic Tests** (Adaptive Biotechnologies)
(# Cos: 1284 | \$20.5B)


Diversified (Guardant Health)
(# Cos: 612 | \$10.9B)


Note: The last node in the Taxonomy represents the Business Model addressed in the title of the slide.

03

Pan Cancer Drugs

 **\$268M** (▼ 15%)
\$ Invested in last 1 year

 **11** (▼ 35.3%)
Funding Rounds in last 1 year

 **Hummingbird Bioscience**
(2015, Singapore, \$150M)

 **Advanced Accelerator A..**
(2002, France, \$56.1M)


 **Lyell Immunopharma**
(2018, United States, \$493M)

Key Stats

 **335**
Companies

 **227**
Funded Companies

 **\$7.4B**
Total \$ Invested

 **54**
Soonicorn Club


 **45**
IPOs


 **28**
Acquisitions

Recent Funding Rounds


 **Boundless Bio** (2018, United States)
\$100M - Series C - May 2023

 **Accent Therap..** (2017, United States)
\$75.0M - Series C - Jan 2024

 **Volastra** (2019, United States)
\$60.2M - Series A - Mar 2023

 **Cumulus Onco..** (2017, United Kingdom)
\$11.4M - Seed - Jan 2024

 **Kayothera** (2019, United States)
\$5.2M - Series A - Jul 2023

 **Geneos Therap..** (2016, United States)
\$5.0M - Series A - Sep 2023
\$5.0M - Series A - Apr 2023

View all 11 Funding Rounds on [Tracxn Platform](#)

Taxonomy

– **Oncology** (Guardant Health)
(# Cos: 5759 | \$137B)

– **Drugs** (BeiGene)
(# Cos: 3914 | \$109B)

– **Pan Cancer** (Hummingbird Bioscience)
(# Cos: 335 | \$7.4B)

Note: The last node in the Taxonomy represents the Business Model addressed in the title of the slide.

04

Cancer Surgery Tools



SamanTree Medical
(2014, Switzerland, \$13.8M)



Endomag
(2007, United Kingdom, \$44.5M)



On Target Laboratories
(2010, United States, \$106M)



\$128M (▲1156%)
\$ Invested in last 1 year



8 (▲14.3%)
Funding Rounds in last 1 year

Key Stats



48
Companies



35
Funded Companies



\$447M
Total \$ Invested



4
Soonicorn Club



-
IPOs



3
Acquisitions

Recent Funding Rounds



Lumicell Diag.. (2008, United States)
\$75.8M - Series C - Jul 2023



On Target Lab.. (2010, United States)
\$30.0M - Series C - Nov 2023



Huake Precision (Beij.. (2003, China)
\$13.9M - Series D - Aug 2023



Endowave (2019, Ireland)
\$5.3M - Seed - Sep 2023



Dilon Diagnos.. (1999, United States)
\$4.7M - Series A - Oct 2023
\$2.7M - Series A - Apr 2023



Savage Medical (2016, United States)
\$3.0M - Seed - Nov 2023

View all 8 Funding Rounds on [Tracxn Platform](#)


Taxonomy



Note: The last node in the Taxonomy represents the Business Model addressed in the title of the slide.

05

Radiotherapy Devices

 **Insightec**
(1999, Israel, \$424M)

 **RefleXion**
(2009, United States, \$490M)

 **ViewRay**
(2004, United States, \$177M)


 **\$116M** (▼9.5%)
\$ Invested in last 1 year

 **13** (▼13.3%)
Funding Rounds in last 1 year

Key Stats

 **225**
Companies

 **150**
Funded Companies

 **\$3.9B**
Total \$ Invested

 **18**
Soonicorn Club


 **16**
IPOs


 **22**
Acquisitions

Recent Funding Rounds


 **RefleXion** (2009, United States)
\$107M - Series F - Nov 2023

 **GT Medical Te.** (2017, United States)
\$45.0M - Series C - Mar 2023

 **Carthera** (2010, France)
\$40.0M - Series B - Jun 2023

 **PhotoPharmics** (2011, United States)
\$16.1M - Series C - Oct 2023

 **Novian Health** (1991, United States)
\$14.4M - Series B - Jan 2024

 **Sensius** (2015, Netherlands)
\$7.2M - Series A - Feb 2023

 **Shanghai Aipqiang Par.** (2012, China)
\$6.3M - Series A - Jun 2023

View all 13 Funding Rounds on [Tracxn Platform](#)

Taxonomy



Note: The last node in the Taxonomy represents the Business Model addressed in the title of the slide.

06

Prostate Cancer Drugs



Convergent Therapeutics
(2020, United States, \$90.0M)



Hinova Pharmaceuticals
(2013, China, \$187M)



ImmunSYS
(2018, United States, \$5.5M)



\$104M (▲ 634%)

\$ Invested in last 1 year



3 (▲ 50%)

Funding Rounds in last 1 year

Key Stats



25

Companies



20

Funded Companies



\$366M

Total \$ Invested



1

Soonicorn Club



1

IPOs



2

Acquisitions

Recent Funding Rounds



Convergent Th.. (2020, United States)
\$90.0M - Series A - May 2023



Nuage Therapeutics (2021, Spain)
\$13.1M - Seed - Jun 2023



Oncostellae (2013, Spain)
\$545K - Series A - Jul 2023

Taxonomy

– **Oncology** (Guardant Health)
(# Cos: 5759 | \$137B)

– **Drugs** (BeiGene)
(# Cos: 3914 | \$109B)

Prostate Cancer (Convergent Therapeutics)
(# Cos: 25 | \$366M)

Note: The last node in the Taxonomy represents the Business Model addressed in the title of the slide.

07


Bone Cancer Drugs

 **\$91.4M** (▲ >10K%)
\$ Invested in last 1 year

 **3** (▲ 200%)
Funding Rounds in last 1 year

 **SpringWorks Therapeutics**
(2017, United States, \$230M)

 **K36**
(2020, United States, \$100M)

 **AtlantHERA**
(2010, France, \$1.1M)

Key Stats

 **13**
Companies

 **9**
Funded Companies


 **\$353M**
Total \$ Invested


 **1**
Soonicorn Club

 **2**
IPOs

 **-**
Acquisitions

Recent Funding Rounds

 **K36** (2020, United States)
\$70.0M - Series B - Jun 2023

 **ECM Therapeut..** (2018, United States)
\$21.0M - Series B - Jun 2023

Vuja De Scien.. (2017, United States)
\$391K - Seed - Oct 2023

Taxonomy

- **Oncology** (Guardant Health)
(# Cos: 5759 | \$137B)

- **Drugs** (BeiGene)
(# Cos: 3914 | \$109B)


- **Bone Cancer** (SpringWorks Therapeutics)
(# Cos: 13 | \$353M)

Note: The last node in the Taxonomy represents the Business Model addressed in the title of the slide.

08

Blood Cancer Drugs

 **\$81.8M** (▼ 1.1%)
\$ Invested in last 1 year

 **5** (<> 0%)
Funding Rounds in last 1 year

 **Adicet Bio**
(2014, United States, \$156M)

 **ASLAN Pharmaceuticals**
(2010, Singapore, \$100M)

 **Syros Pharmaceuticals**
(2012, United States, \$124M)

Key Stats

 **89**
Companies

 **68**
Funded Companies


 **\$3.2B**
Total \$ Invested

 **16**
Soonicorn Club

 **22**
IPOs


 **11**
Acquisitions


Recent Funding Rounds

 **ElevateBio** (2018, United States)
\$401M - Series D - May 2023

 **Ossium Health** (2016, United States)
\$52.0M - Series C - Jul 2023

 **Medisix Therapeut..** (2017, Singapore)
\$22.5M - Series B - Aug 2023

 **Onechain Immunotherap..** (2020, Spain)
\$7.3M - Seed - Jun 2023

 **Mogling Bio** (2022, United States)
Undisclosed - Seed - Nov 2023

Taxonomy

– **Oncology** (Guardant Health)
(# Cos: 5759 | \$137B)


– **Drugs** (BeiGene)
(# Cos: 3914 | \$109B)

Blood Cancer (Adicet Bio)
(# Cos: 89 | \$3.2B)

Note: The last node in the Taxonomy represents the Business Model addressed in the title of the slide.

09 Pan Cancer Diagnostic Tests

 **\$30.3M** (▼79.5%)
\$ Invested in last 1 year

 **3** (▼66.7%)
Funding Rounds in last 1 year

 **PathAI**
(2016, United States, \$255M)

 **Freenome**
(2014, United States, \$1.1B)

 **Color**
(2013, United States, \$491M)

Key Stats

 **178**
Companies

 **114**
Funded Companies


 **\$6.0B**
Total \$ Invested


 **20**
Soonicorn Club


 **5**
IPOs

 **23**
Acquisitions

Recent Funding Rounds

 **4D Lifetec** (2014, Switzerland)
\$25.9M - Series C - Oct 2023

 **Cellply** (2013, Italy)
\$3.8M - Series A - Sep 2023

 **SEngine Preci..** (2015, United States)
\$600K - Series A - Mar 2023

Taxonomy

– **Oncology** (Adaptive Biotechnologies)
(# Cos: 5759 | \$137B)

– **In-Vitro Diagnostic Tests** (Guardant Health)
(# Cos: 1284 | \$20.5B)

– **Pan Cancer** (PathAI)
(# Cos: 178 | \$6.0B)

Note: The last node in the Taxonomy represents the Business Model addressed in the title of the slide.

10

Chemotherapy Devices

 **\$12.5M** (▼41.2%)
\$ Invested in last 1 year

 **3** (▼25%)
Funding Rounds in last 1 year

 **TriSalus Life Sciences**
(2009, United States, \$120M)

 **Advanced Chemotherapy ..**
(2014, United States, \$8.0M)

 **Cooler Heads**
(1998, United States, \$12.4M)

Key Stats

 **41**
Companies

 **32**
Funded Companies


 **\$389M**
Total \$ Invested

 **2**
Soonicorn Club


 **2**
IPOs

 **1**
Acquisitions

Recent Funding Rounds

 **SonALAsense** (2019, United States)
\$9.8M - Series B - Feb 2023

 **Cooler Heads** (1998, United States)
\$9.3M - Series A - Apr 2023

 **Current Surgi..** (2019, United States)
\$3.2M - Seed - Feb 2023

Taxonomy



Note: The last node in the Taxonomy represents the Business Model addressed in the title of the slide.

11


Breast Cancer Drugs

 **Daré Bioscience**
(2005, United States)

 **Atossa Therapeutics**
(2009, United States, \$6.7M)

 **Minerva Biotechnologies**
(1999, United States, \$18.9M)


 **\$6.5M** (▼ 61.1%)
\$ Invested in last 1 year

 **2** (<> 0%)
Funding Rounds in last 1 year

Key Stats

 **31**
Companies

 **21**
Funded Companies


 **\$899M**
Total \$ Invested

 **6**
Soonicorn Club

 **5**
IPOs

 **-**
Acquisitions

Recent Funding Rounds

 Minerva Biote.. (1999, United States)
\$4.5M - Unattributed - Nov 2023

 Eikonoklastes (2019, United States)
\$2.0M - Series A - Nov 2023

Taxonomy

- **Oncology** (Guardant Health)
(# Cos: 5759 | \$137B)

- **Drugs** (BeiGene)
(# Cos: 3914 | \$109B)

- **Breast Cancer** (Daré Bioscience)
(# Cos: 31 | \$899M)


Note: The last node in the Taxonomy represents the Business Model addressed in the title of the slide.


12 Cancer Imaging Devices

 **\$3.3M** (▲124%)
\$ Invested in last 1 year

 **5** (▲66.7%)
Funding Rounds in last 1 year

 **Ionpath**
(2014, United States, \$18.0M)

 **Phase Focus**
(2006, United Kingdom, \$12.1M)

 **Fluxion Biosciences**
(2005, United States, \$20.9M)

Key Stats

 **76**
Companies

 **48**
Funded Companies


 **\$313M**
Total \$ Invested


 **8**
Soonicorn Club


 **2**
IPOs


 **5**
Acquisitions

Recent Funding Rounds

 **RAYDIAX** (2021, Germany)
\$2.5M - Seed - Oct 2023

 **BMRT** (2023, United States)
\$595K - Seed - Nov 2023

 **Phase Focus** (2006, United Kingdom)
\$191K - Series B - Aug 2023

 **ThinkCyte** (2016, Japan)
Undisclosed - Series B - Nov 2023

 **Nanoverly** (2018, United Kingdom)
Undisclosed - Series A - Apr 2023

Taxonomy

– **Oncology** (Guardant Health)
(# Cos: 5759 | \$137B)

– **Medical Devices** (Insightec)
(# Cos: 547 | \$6.4B)


– **Imaging** (Niramai)
(# Cos: 223 | \$1.7B)


– **Diversified** (Ionpath)
(# Cos: 76 | \$313M)


Note: The last node in the Taxonomy represents the Business Model addressed in the title of the slide.


13 Breast Cancer Diagnostics

 **\$1.7M** (▼92.9%)
\$ Invested in last 1 year

 **4** (<> 0%)
Funding Rounds in last 1 year

 **ScreenPoint**
(2014, Netherlands, \$33.0M)

 **Inbiomotion**
(2010, Spain, \$4.9M)

 **Curasight**
(2013, Denmark, \$11.5M)

Key Stats

 **121**
Companies

 **75**
Funded Companies


 **\$488M**
Total \$ Invested

 **7**
Soonicorn Club

 **4**
IPOs

 **12**
Acquisitions

Recent Funding Rounds

 **Koios Medical** (2012, United States)
\$8.0M - Series B - Feb 2023

 **Inanovate** (2006, United States)
\$1.5M - Series C - Dec 2023

 **Savicell** (2007, Israel)
\$224K - Seed - Aug 2023

 **MiRTel** (2012, Japan)
Undisclosed - Series A - Nov 2023

Taxonomy



Note: The last node in the Taxonomy represents the Business Model addressed in the title of the slide.

Taxonomy

Taxonomy	# Cos Tracked	# Funded Cos.	Total Funding	\$ Funding (Last 2y)	Notable Companies
Medical Devices	553	371	\$6.4B	\$1.1B (▼15%)	Insightec, RefleXion
Cell Therapy	7	6	\$732M	-- (▼100%)	Achilles Therapeutics, Kite Pharma
Drugs	3956	2761	\$109B	\$18.0B (▼49%)	BeiGene, Regeneron Pharmaceuticals
In-Vitro Diagnostic Tests	1289	805	\$20.5B	\$2.0B (▼73%)	Guardant Health, Adaptive Biotechnologies

View full Taxonomy on [Tracxn Platform](#)

Contents

Overview

Funding

Investors

Acquisitions

IPOs

Companies

Unicorns

Business Models

News

Appendix

▶ Recent Key News

Recent Key News (1/3)

Transactions

- Anbogen Secures 12.5 Million in Series A Funding, Advancing Precision Oncology Drug Development [PR Newswire](#)
- Genprex to effect 1-for-40 reverse stock split to regain Nasdaq compliance [Seeking Alpha](#)
- Regeneron to acquire 2seventy's investigational cell therapy pipeline [PMLiVE](#)
- PharmaMar concludes its share buyback program after acquiring 2.28% of its share capital [Negocios](#)
- Ascleris Pharmaceuticals-B (01672) spent approximately HK\$1.2939 million to repurchase 750,000 sh.. [CICC online](#)
- COUR Pharmaceuticals: \$105 Million Raised To Develop Therapies Designed To Reprogram The Immune System [Pulse](#)
- KaliVir Announces Opening of GMP Cleanroom Facility, Increasing Manufacturing Capacity for Onco.. [Business Wire](#)
- Comera Life Sciences Faces Partnership and Acquisition Setbacks [TipRanks](#)
- Tokyo nucleic acid synthesis Co., Ltd., which is working on early practical use of cancer immu.. [startuplog.com](#)
- Viking's \$125 Million PIPE Investment in ORIC [Global Legal Chronicle](#)

Company Updates

- Daré Bioscience Announces Positive End-of-Phase 2 Meeting with FDA on Development of Sildenafil.. [GlobeNewswire](#)
- HKG epiTherapeutics Limited Announces the Launch of its MetaGen Mutations Panel [BioSpace](#)
- Ryvu Announces Dosing of the First Patient in the RIVER-81 Phase II Study of RVU120 in Combination w.. [BioSpace](#)
- abrdn plc Sells 451 Shares of Regeneron Pharmaceuticals, Inc. (NASDAQ:REGN) [etfdailynews.com](#)
- China Antibodies-B (03681) completed a total of 8.5126 million shares of the issue [CICC online](#)
- Regeneron forms Regeneron Cell Medicines R&D unit [Pharmaceutical Technology](#)
- Pulse Biosciences Announces Preliminary Findings from its CellFX nsPFA 360 Cardiac Catheter Fir.. [Business Wire](#)
- Tonix Pharmaceuticals Announces Research Indicating Pre-Existing Fibromyalgia-Type Symptoms May.. [GlobeNewswire](#)
- Lincoln National Corp Buys 989 Shares of Exact Sciences Co. (NASDAQ:EXAS) [etfdailynews.com](#)
- Yousif Capital Management LLC Sells 175 Shares of BioNTech SE (NASDAQ:BNTX) [etfdailynews.com](#)

Recent Key News (2/3)

Legal

- CareDX pares loss, gains after jury awards \$96M to Natera in patent dispute (update) [Seeking Alpha](#)
- FDA Requests More Data for PharmAust's Monepantel Orphan Drug Application [BNN](#)
- CareDX drops after jury votes in favor of Natera in patent fight [Seeking Alpha](#)
- Juan Monteverde Encourages the Shareholders of TARO, BATL, NS, INBX to Take Action [GlobeNewswire](#)
- The M&A Class Action Firm Continues Investigating the Merger – AMAM, CSTR, RYZB, THRX [GlobeNewswire](#)
- German outlet did not report that Pfizer-BioNTech sued Denmark for lifting COVID-19 restrictions [Reuters](#)
- ROSEN, TRUSTED INVESTOR COUNSEL, Encourages BioVie Inc. Investors with Losses in Excess of \$100K .. [PR Newswire](#)
- Therapeutic Solutions International Files Lawsuit in San Diego Superior Court to Obtain Identit.. [Business Wire](#)
- Pomerantz Law Firm Announces the Filing of a Class Action Against BioVie Inc. - BIVI [PR Newswire](#)
- Kahn Swick & Foti, LLC Investigates Adequacy of Price and Process in Proposed Sale of Theseus Pha.. [PR Newswire](#)

Partnerships

- Delaware biotech giants will collaborate on companion diagnostics development [Technical.ly](#)
- Gilead and Arcus Biosciences expand oncology partnership deal [Pharmaceutical Technology](#)
- CHA Biotech to co-develop NK cell therapy with US biotech CanCure [The Korea Times](#)
- TransCode Therapeutics and Debiopharm Announce Collaboration to Develop Targeted Nucleic Acid T.. [GlobeNewswire](#)
- CHA Biotech partners with Cancure to co-develop NK cell therapy ... [KBR](#)
- Lava signs collaboration agreement with MSD for prostate cancer therapy [Pharmaceutical Technology](#)
- Fidelis Sustainability Distribution and Biofidelity Collaborate to Bring Rapid Precision Genomic Tes.. [BioSpace](#)
- Trio of client wins at The Dairy [Insider Media](#)
- Curasight A/S Achieves First Milestone under collaboration with Curium Inc. [Cision](#)
- Biovica Signs Agreement with Palex Group, a Market Leader in Spain and Portugal [BioSpace](#)

Recent Key News (3/3)

People Movement

- After phase 2 fail, cell therapy biotech Atara cuts CMO and lays off 25% of staff [Fierce Biotech](#)
- Immunovia appoints Norma Alonzo Palma as new Vice President of Clinical and Medical Affairs [Cision](#)
- Cyclacel Pharmaceuticals stock slumps on termination of chief medical officer [Seeking Alpha](#)
- Abdera Therapeutics Expands Management Team and Board of Directors [Business Wire](#)
- 2seventy bio sells R&D unit to Regeneron for \$5M upfront, cuts remaining staff [EndPoints News](#)
- Sensorium Therapeutics Expands Board Leadership with Addition of Simba Gill, Ph.D., as Independent D.. [BioSpace](#)
- CytoDyn appoints Jacob Lalezari as CEO, Mitchell Cohen as interim CFO [Seeking Alpha](#)
- TScan Therapeutics appoints CFO [Seeking Alpha](#)
- Corcept Appoints Roberto Vieira as President, Oncology [BioSpace](#)
- Daré Bioscience to eliminate CFO and CCO roles to rein in costs [Seeking Alpha](#)

Other

- Dare Bioscience and SST Gain FDA Approval for Phase 3 Clinical Trials of FSAD Treatment [BNN](#)
- BioNTech and DualityBio Receive FDA Fast Track Designation for Next-Generation Antibody-Drug Conjugate.. [BioSpace](#)
- Ultragenyx announces the approval of Dojolvi® (trihydroxyacetone) for inclusion in the National Com.. [GlobeNewswire](#)
- Kite Receives U.S. FDA Approval of Manufacturing Process Change Resulting in Reduced Median Tur.. [Business Wire](#)
- FDA agrees to review IceCure request for De Novo classification [Seeking Alpha](#)
- U.S. FDA Grants IceCure Medical's Appeal: Reopens De Novo Classification Request for Marketing Autho.. [BioSpace](#)
- Phanes Therapeutics, Inc. announces granting of registered trademarks for its three proprietary t.. [PR Newswire](#)
- CellVax Therapeutics Announces FDA Clearance of IND Application for FK-PC101, a Novel Personalize.. [PR Newswire](#)
- Takeda's GAMMAGARD LIQUID® Approved by U.S. FDA for Adults with Chronic Inflammatory Demyelinat.. [Business Wire](#)
- Oricell Announces FDA Clearance of IND Application for OriCAR-017, a novel GPRC5D Targeted .. [BusinessFortNight](#)

Contents

Overview

Funding

Investors

IPOs

Acquisitions

Companies











Unicorns

Business Models

News

Appendix

Vendor Discovery

#	Vendor Name	Country	# Customers	Customers
1	 CanaleComm	United States	11	Guardant Health (\$558M), Fog Pharmaceuticals (\$386M), aTyr Pharma (\$172M), Effector Therapeutics (\$160M) +7More
2	 ACUTA	United States	8	Juno Therapeutics (\$317M), Bluebird Bio (\$136M), ImmunoGen (\$126M), Ariad Pharmaceuticals (\$46.0M) +4More
3	 AIM	Netherlands	7	PTC Therapeutics (\$248M), Tesaro (\$161M), Kite Pharma (\$97.7M), Seattle Genetics +3More
4	 BBCR	United States	7	Nimbus Therapeutics (\$637M), X4 Pharmaceuticals (\$98.2M), Epizyme (\$51.5M), ERYtech Pharma (\$15.8M) +3More
5	 HLT Pharma	China	6	CStone Pharma (\$410M), Harbour BioMed (\$313M), BeiGene (\$172M), Remegen (\$100M) +2More
6	 OCR	France	6	iTeos Therapeutics (\$204M), Invectys (\$18.5M), ElmediX (\$4.5M), Atlanthera (\$1.1M) +2More
7	 RxLogix	United States	6	Jazz Pharmaceuticals (\$265M), Syndax (\$195M), MacroGenics (\$126M), Agios Pharmaceuticals (\$120M) +2More
8	 Veeva Systems	United States	6	Moderna (\$2.8B), Forge Biologics (\$330M), Kronos Bio (\$271M), argenx (\$61.9M) +2More
9	 The Ruth Group	United States	5	Caris Life Sciences (\$1.1B), Cybrexa Therapeutics (\$118M), Nativis (\$64.3M), Cancer Genetics (\$9.8M) +1More
10	 VelaLabs	Austria	5	Immatics (\$236M), Molecular Partners (\$59.9M), Mosaic Biomedicals, Apeiron Biologics +1More

Note: Numbers in bracket indicate the total funding of the company.

Explore more on Tracxn

Companies

[All Tech Companies](#)

[UAE Tech Companies](#)

[Online Travel Companies](#)

[Companies using AI in Healthcare](#)

[Companies founded by Stanford GSB Alumni](#)

[Soonicorn club in Fintech](#)

[Analyst Picks in Israel Tech](#)

Company Due Diligence

[Company Detail Page of DoorDash](#)

[Competitors of Freshworks](#)

[Cap Table for TransferWise](#)

[Financials for Ola](#)

[Employee Count for Revolut](#)

Investment Activity

[Recent funding rounds](#)

[Investment Trends](#)

[Most Active Investors](#)

[Top Funded Business Models](#)

Exits

[Public Companies](#)

[Acquired Companies](#)

[Most Active Acquirers](#)

Reports

[Delhivery - Company Report](#)

[Novel Foods - Business Model Report](#)

[HRTech - Feed Report](#)

[FinTech - Top Business Models Report](#)

[India Tech - Top Business Models Report](#)

[US Tech - Monthly Report](#)

Miscellaneous

[Key News in FinTech](#)

[Events in Bay Area](#)

[Angel Investors in United States](#)

[Bluebox](#)

Explore other Reports on Tracxn

Company Reports

[Transferwise](#)

[Coursera](#)

[BigBasket](#)

Business Model Reports

[Novel Foods](#)

[Blockchain Network](#)

[P2P Remittance](#)

Feed Reports

[HRTech](#)

[Cybersecurity](#)

[Food Tech](#)

Top Business Models in PA

[FinTech](#)

[Enterprise Applications](#)

[Artificial Intelligence](#)

Geo Monthly Reports

[US Tech](#)

[Europe Tech](#)

[China Tech](#)

Unicorn Reports

[Monthly Unicorn Report](#)

Feed Geo Reports

[FinTech Europe](#)

[Consumer Digital SEA](#)

[HiTech US](#)

Top Business Models in Geo

[India Tech](#)

[Israel Tech](#)

[UK & Ireland Tech](#)



Any and all information either accessed from the website www.tracxn.com or having otherwise originated from Tracxn Technologies Limited including but not limited to the information contained herein ("Data") is the sole property of Tracxn Technologies Limited (hereinafter "Tracxn"). You shall not recirculate, distribute, transmit, publish, or sell the Data or any portion thereof in any form or by any means, either for commercial or non-commercial use, or permit any third party to use or distribute the Data or any portion thereof; to any other party, except with the prior written consent of Tracxn. You may however incorporate insubstantial portions, extracts, abstracts or summaries from the Data into analysis, presentations or tools for your customers or for your internal use, so long as Tracxn is clearly and visibly identified as the source of information.

For further information please refer to our Terms of Use at www.tracxn.com

Copyright © 2024, Tracxn Technologies Limited. All rights reserved.